

GUP Submersible Pumps
4",6",8",10" series 50HZ

Index



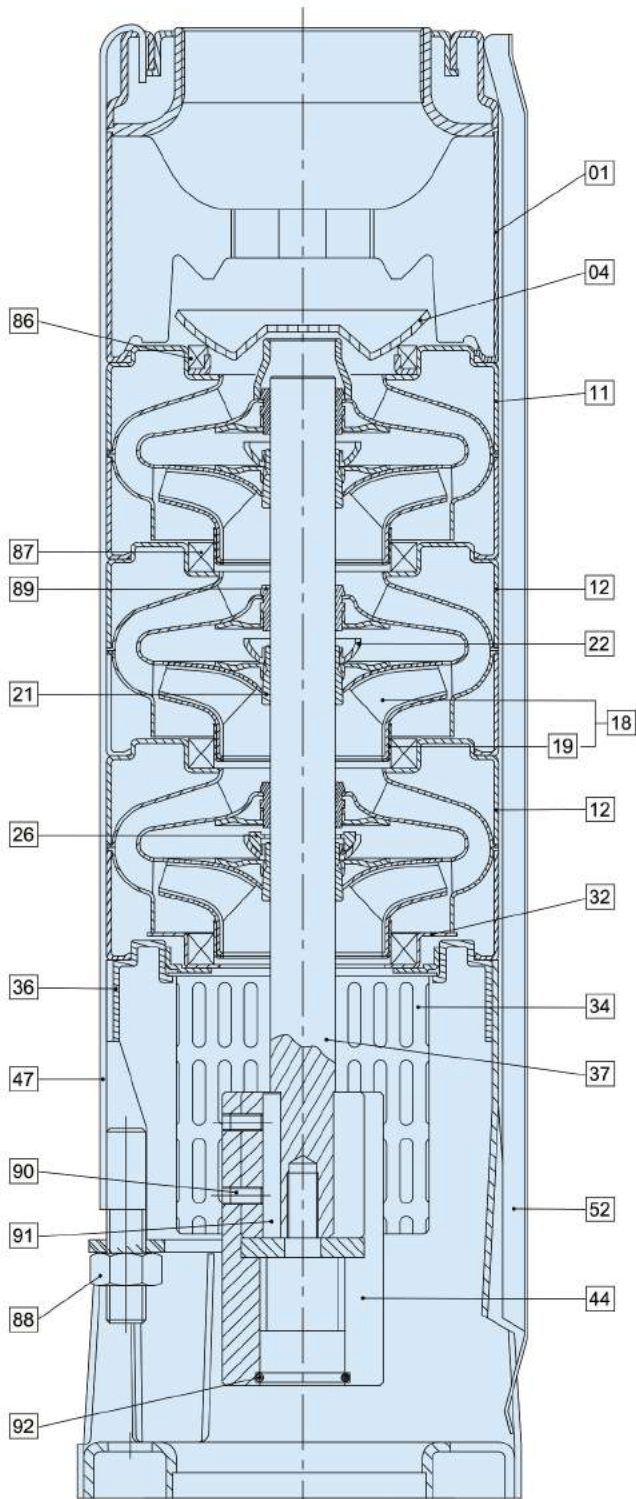
General data

Performance range	2
Material specification	3
4" Submersible pumps	7
6" Submersible pumps	8
8" Submersible pumps	9
10" Submersible pumps	10

Performance curves Technical data

Series GUP 1	11
Series GUP 2	13
Series GUP 3	15
Series GUP 5	17
Series GUP 8	19
Series GUP 14	21
Series GUP 17	23
Series GUP 30	25
Series GUP 46	27
Series GUP 60	29
Series GUP 77	31
Series GUP 95	34
Series GUP 125	37
Series GUP 160	41
Series GUP 215	45

General data



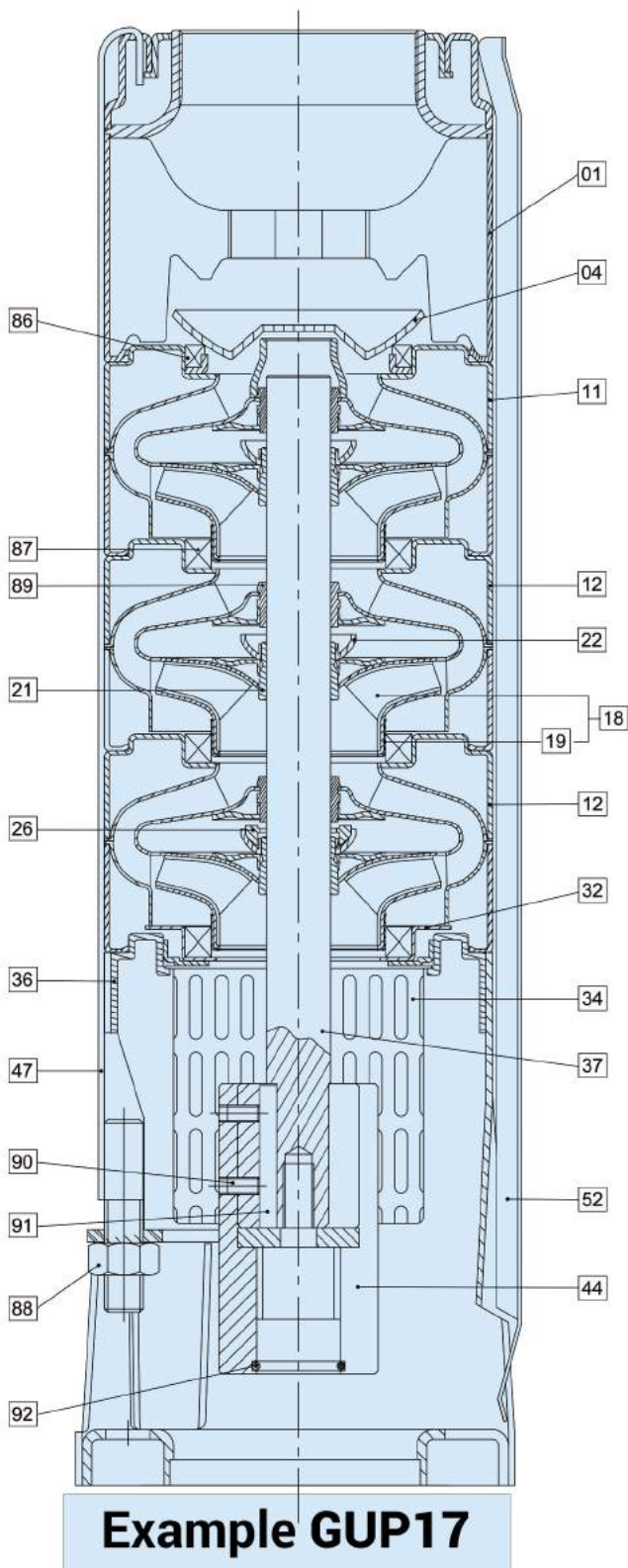
Example GUP14

Material specification-4" pumps

Pos	Compnents	Material	Standard
01	Discharge	Stainless Steel	304
12	Diffuser	Stainless Steel	304
18	Impeller	Stainless Steel	304
21	Split Cone	Stainless Steel	304
22	Split Cone Nut	Stainless Steel	304
24	Stop Ring	Carbon/ Graphite/PTFE	
32	Neck Ring Retainer	Stainless Steel	304
34	Strainer	Stainless Steel	304
36	Suction Interconnector	Stainless Steel	304
40	Pump Shaft	Stainless Steel	431
37	Coupling	Stainless Steel	304
47	Strap	Stainless Steel	304
52	Cable Guard	Stainless Steel	304
87	Neck Ring	SUS304+NBR	
88	Nut	Stainless Steel	304
89	Bearing	NBR	

*AISI 316 stainless steel pumps are available on request.

General data

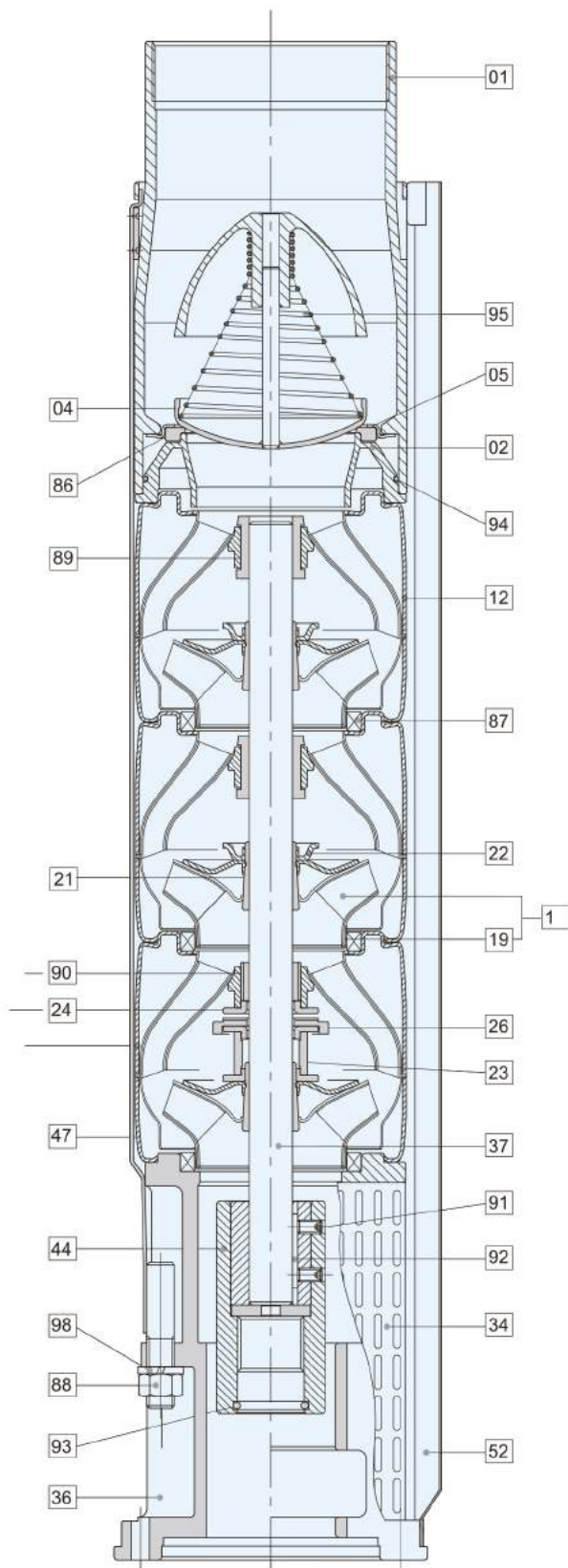


Material specification-6" pumps

Pos	Compnents	Material	Standard
01	Discharge	Stainless Steel	304
04	Valve Cone	Stainless Steel	304
11	Top Diffuser	Stainless Steel	304
12	Diffuser	Stainless Steel	304
18	Impeller	Stainless Steel	304
19	Ring Of Impeller	Stainless Steel	304
21	Split Cone	Stainless Steel	304
22	Split Cone Nut	Stainless Steel	304
26	Spacing Washer For Stop Ring	Carbon/ Graphite/PTFE	
32	Neck Ring Retainer	Stainless Steel	304
34	Strainer	Stainless Steel	304
36	Suction Interconnector	Stainless Steel	304
37	Pump Shaft	Stainless Steel	431
44	Coupling	Stainless Steel	304
47	StraP	Stainless Steel	304
52	Cable Guard	Stainless Steel	304
86	Valve Seat	SUS304+NBR	
87	Neck Ring	SUS304+NBR	
88	Nut	Stainless Steel	304
89	Bearing	NBR	
90	Screw	Stainless Steel	304
91	Key	Stainless Steel	304
92	O-ring	NBR	

*AISI 316 stainless steel pumps are available on request.

General data



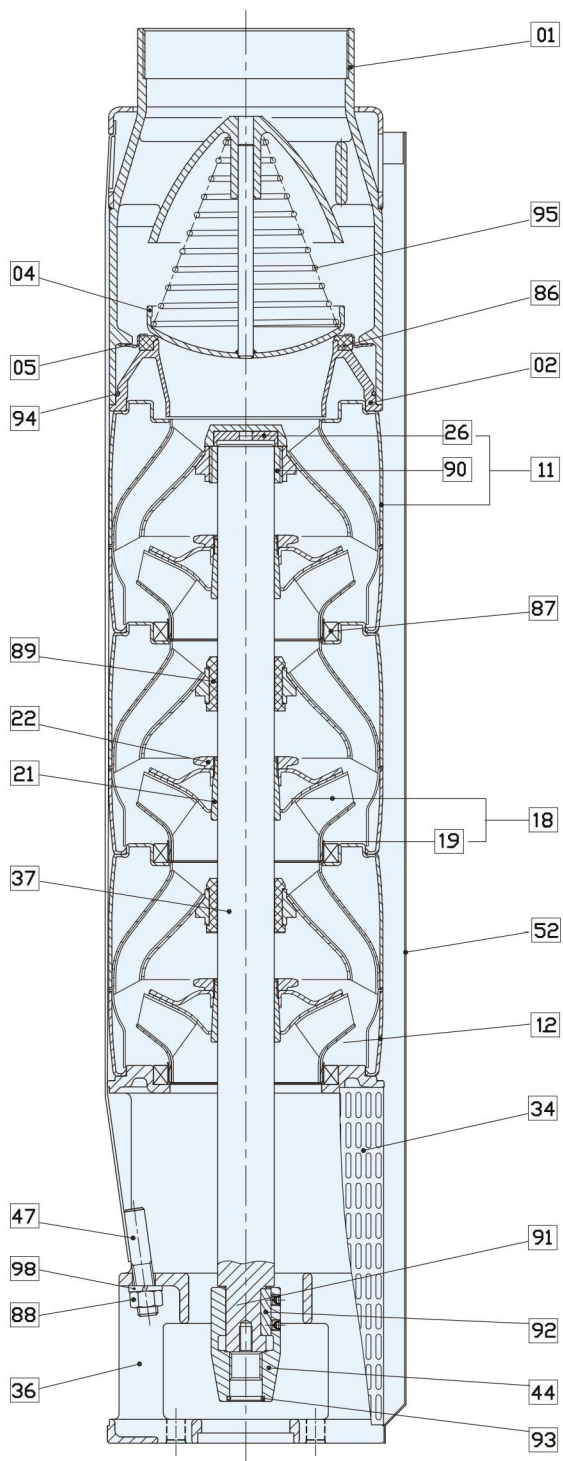
Example GUP95

Material specification-8" pumps

Pos	Compnents	Material	Standard
01	Discharge	Stainless Steel	304
02	Lower Valve Seat Retainer	Stainless Steel	304
04	Valve Cup	Stainless Steel	304
05	Upper Valve Seat Retainer	Stainless Steel	304
12	Diffuser	Stainless Steel	304
18	Impeller	Stainless Steel	304
19	Ring Of Impeller	Stainless Steel	304
21	Split Cone	Stainless Steel	304
22	Split Cone Nut	Stainless Steel	304
23	Nut For Stop Ring	Stainless Steel	304
24	Stop Ring	Stainless Steel	304
26	Spacing Washer For Stop Ring	Carbon/ Graphite/PTFE	
28	Bottom Diffuser	Stainless Steel	304
34	Strainer	Stainless Steel	304
36	Suction Interconnector	Stainless Steel	304
37	Pump Shaft	Stainless Steel	431
44	Coupling	Stainless Steel	304
47	Strap	Stainless Steel	304
52	Cable Guard	Stainless Steel	304
86	Valve Seat	NBR	
87	Neck Ring	SUS304+NBR	
88	Nut	Stainless Steel	304
89	Bearing	NBR	
90	Bearing	NBR+SUS304	
91	Screw	Stainless Steel	304
92	Key	Stainless Steel	304
93	O-ring	NBR	
94	O-ring	NBR	
95	Spring	Stainless Steel	304
98	Spring Washer	Stainless Steel	304

*AISI 316 stainless steel pumps are available on request.

General data



Example GUP 125

Material specification-10" pumps

Pos	Compnents	Material	Standard
01	Discharge	Stainless Steel	304
02	Lower Valve Seat Retainer	Stainless Steel	304
04	Valve Cup	Stainless Steel	304
05	Upper Valve Seat Retainer	Stainless Steel	304
11	Upper Diffuser	Stainless Steel	304
+26	Spacing Washer For Stop Ring	Carbon Fiber+MoS2+PTFE	
+90	Upper Bearing	SUS304+NBR	
12	Diffuser	Stainless Steel	304
18	Impeller	Stainless Steel	304
18	Impeller - A	Stainless Steel	304
+19	Ring Of Impeller	Stainless Steel	304
21	Split Cone	Stainless Steel	304
22	Split Cone Nut	Stainless Steel	304
34	Strainer - one lead	Stainless Steel	304
34	Strainer - two leads	Stainless Steel	304
36	Suction Interconnector - 6"	Stainless Steel	304
36	Suction Interconnector - 8"	Stainless Steel	304
37	Shaft	Stainless Steel	431
44	Coupling - 6"	Stainless Steel	304
44	Coupling - 8"	Stainless Steel	304
47	Strap	Stainless Steel	304
52	Cable Guard	Stainless Steel	304
86	Valve Seat	NBR	70
87	Neck Ring	PPS+NBR	
88	Nut	Stainless Steel	304
89	Bearing	NBR	70
91	Screw - 6"	Stainless Steel	304
91	Screw - 8"	Stainless Steel	304
92	Key - 6"	Stainless Steel	304
92	Key - 8"	Stainless Steel	304
93	O-ring - 6"	NBR	70
93	O-ring - 8"	NBR	70
94	O-ring	NBR	70
95	Spring	Stainless Steel	304
98	Spring Washer	Stainless Steel	304

General data

4" stainless steel submersible pumps

The range of **GUP 4"** submersible pumps are made of corrosion and abrasion resistant stainless steel and have been developed in accordance with state-of-the-art technology. The **GUP** pumps are manufactured to the highest standards for energy efficiency, dependable performance, rugged construction, and long service life.

Capacity (m³/h) **min 0.3** max. 18

Total Head: max. 285 m.

Applications

Drinking water supply from deep wells
Agricultural Irrigation, livestock watering...
Pressure boosting
Fountains...

Pumped liquids

Clean, non-corrosive and non-abrasive liquids

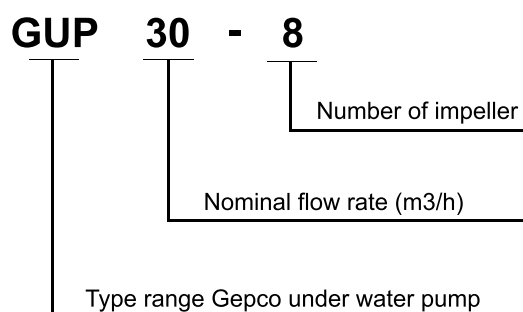
Operating conditions

Max. ambient temperature (Liquid) : **30 °C**
Sand content: Max 50g/m³

Feature

- ✓ Stainless steel construction designed and built for years of trouble free operation.
- ✓ All metal parts are made of **304** stainless steel, except for the shaft which is made of **431** stainless steel.
- ✓ Heavy duty stainless discharge head with built-in check valve for **long service** life and ease of installation.
- ✓ **Smooth** safety hook
- ✓ Mounting specifications in accordance with **NEMA** standards
- ✓ **High quality** shaft bearing providing low friction and high wear resistance
- ✓ Heavy duty stainless steel impellers & diffusers ensuring **optimal performance**.
- ✓ **Stainless** steel strainer to restrict the entry of sand and other extraneous material

Model code



General data

6" stainless steel submersible pumps

GUP 6" ranges of submersible pumps are made of corrosion and abrasion resistant stainless steel and have been developed in accordance with state-of-the-art technology. The GUP" pumps are manufactured to the highest standards for energy efficiency, dependable performance, rugged construction, and long service life.

Capacity (m³/h) **min 3 max. 78**

Total Head: max. **433 m.**

Applications

- ✓ Drinking water supply from deep wells
- ✓ Agricultural-Irrigation, livestock watering
- ✓ Municipal and industrial **water supply**
- ✓ **Pressure boosting**
- ✓ Mine de-watering
- ✓ Fountains...

Pumped liquids

- ✓ Clean, non-corrosive and non-abrasive liquids

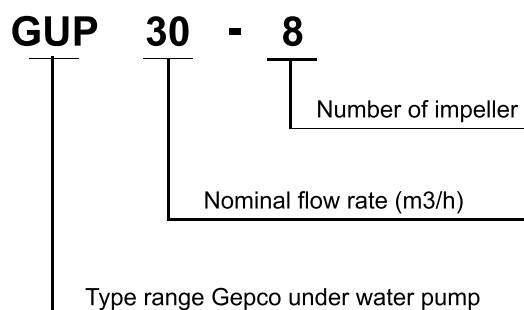
Operating conditions

- ✓ Max. ambient temperature (Liquid) : **30°C**
- ✓ Sand content: Max 50g/m³

Feature

- ✓ Stainless steel construction designed and built for **years** of trouble free operation.
- ✓ Heavy duty stainless discharge head with built-in check valve for **long life** and ease of installation
- ✓ Mounting specifications are according to **NEMA** standards
- ✓ **High quality** shaft bearing providing low friction and high wear resistance
- ✓ Heavy duty stainless steel impellers & diffusers ensuring **optimal performance**
- ✓ Stainless steel strainer to restrict the entry of sand and other extraneous material

Model code



General data

8" stainless steel submersible pumps

GUP 8" ranges of submersible pumps are made of corrosion and abrasion resistant stainless steel and have been developed in accordance with state-of-the-art technology. The GUP" pumps are manufactured to the highest standards for energy efficiency, dependable performance, rugged construction, and long service life.

Capacity (m³/h) **min 12 max. 120**

Total Head: max. **412 m.**

Applications

- ✓ Municipal waters supply and distribution
- ✓ Municipal waters treatment
- ✓ Industrial for cooling, cleaning and production
- ✓ Agricultural for Irrigation
- ✓ Pressure boosting in high rise building ...
- ✓ Dewatering in mines
- ✓ Fountains...

Pumped liquids

- ✓ Clean, non-corrosive and non-abrasive liquids

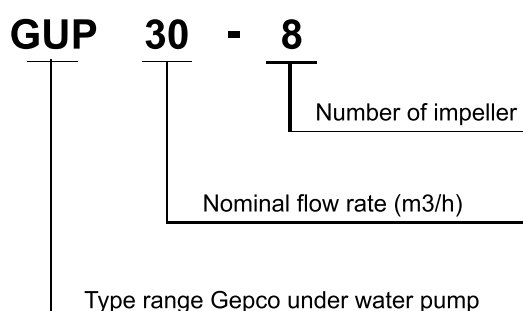
Operating conditions

- ✓ Max. ambient temperature (Liquid) : **30°C**
- ✓ Sand content: Max 50g/m³

Feature

- ✓ High pump efficiency means lower energy consumption and thus lower operating costs
- ✓ Designed and built to operate under difficult conditions
- ✓ High quality materials and high workmanship assures high quality pumps
- ✓ All metal parts are made of 304 stainless steel, except for the shaft, which is made of 431 stainless steel
- ✓ 431 stainless steel pump shafts assure strength with resistance to mechanical wear and corrosion
- ✓ Heavy duty stainless discharge head with built-in check valve for long life and ease of installation
- ✓ A high strength stainless steel coupling facilitates a proper pump/motor alignment
- ✓ Mounting specifications are according to NEMA standards

Model code



General data

10" stainless steel submersible pumps

GUP 10" ranges of submersible pumps are made of corrosion and abrasion resistant stainless steel and have been developed in accordance with state-of-the-art technology. The GUP" pumps are manufactured to the highest standards for energy efficiency, dependable performance, rugged construction, and long service life.

Capacity (m³/h) **min 16 max. 280**

Total Head: max. **502 m.**

Applications

- ✓ Municipal waters supply and distribution
- ✓ Municipal waters treatment
- ✓ Industrial for cooling, cleaning and production
- ✓ Agricultural for Irrigation
- ✓ Pressure boosting in high rise building ...
- ✓ Dewatering in mines
- ✓ Fountains...

Pumped liquids

- ✓ Clean, non-corrosive and non-abrasive liquids

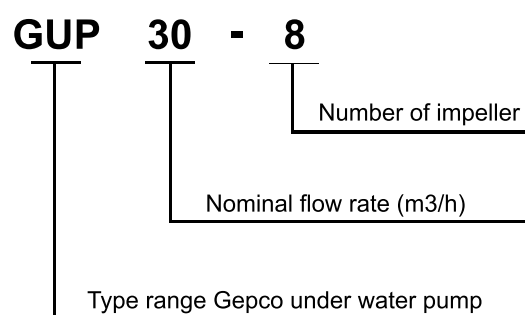
Operating conditions

- ✓ Max. ambient temperature (Liquid) : **30°C**
- ✓ Sand content: Max 50g/m³

Feature

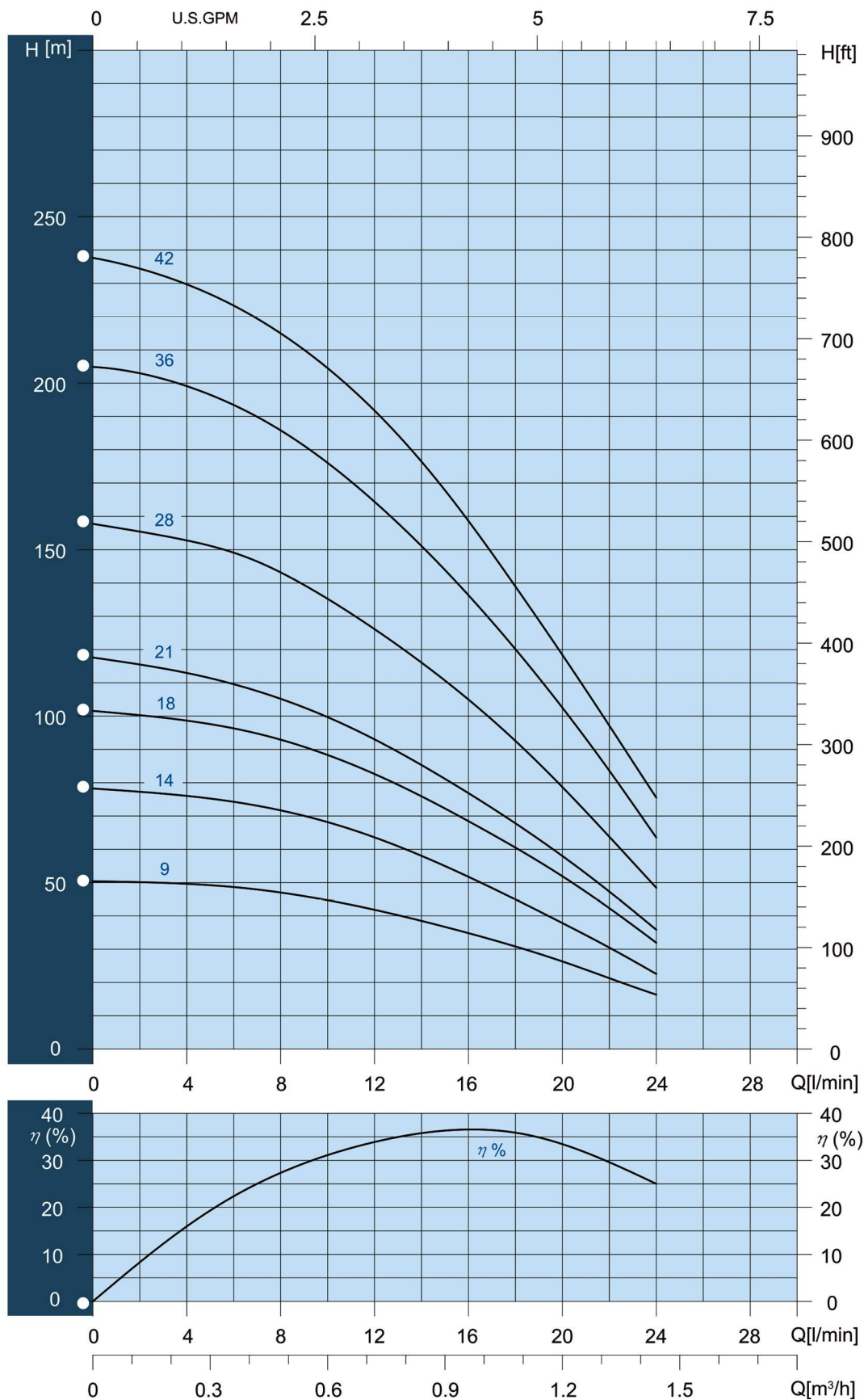
- ✓ High pump efficiency means lower energy consumption and thus lower operating costs
- ✓ Designed and built to operate under difficult conditions
- ✓ High quality materials and high workmanship assures high quality pumps
- ✓ All metal parts are made of 304 stainless steel, except for the shaft, which is made of 431 stainless steel
- ✓ 431 stainless steel pump shafts assure strength with resistance to mechanical wear and corrosion
- ✓ Heavy duty stainless discharge head with built-in check valve for long life and ease of installation
- ✓ A high strength stainless steel coupling facilitates a proper pump/motor alignment
- ✓ Mounting specifications are according to NEMA standards

Model code



Performance curve GUP1

4" stainless steel submersible pumps GUP 4" 50 Hz



Performance curve

4" stainless steel submersible pumps GUP 4" 50 Hz

Selection Chart

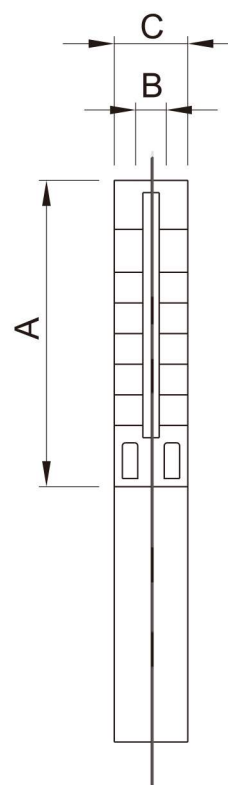
Pump Type	STAGES	KW	HP	Q capacity 2850 rpm																
				l/min	5	10	15	20	25	30	35	40	45	50	60	70	80	90	100	120
				m ³ /h	0.3	0.6	0.9	1.2	1.5	1.8	2.1	2.4	2.7	3.0	3.6	4.2	4.8	5.4	6.0	7.2
				H =TOTAL HEAD IN METERS																
GUP1-9	9	0.37	0.5	52	48	45	36	27	14											
GUP1-14	14	0.37	0.5	79	76	68	56	38	21											
GUP1-18	18	0.55	0.75	102	96	88	72	52	27											
GUP1-21	21	0.55	0.75	118	112	100	81	58	30											
GUP1-28	28	0.75	1.0	158	153	138	111	78	42											
GUP1-36	36	1.1	1.5	205	195	175	134	103	54											
GUP1-42	42	1.1	1.5	238	235	203	167	118	67											

*Higher pressure, longer stages pumps up to 57 stages are available on request.

Dimensions And Weights

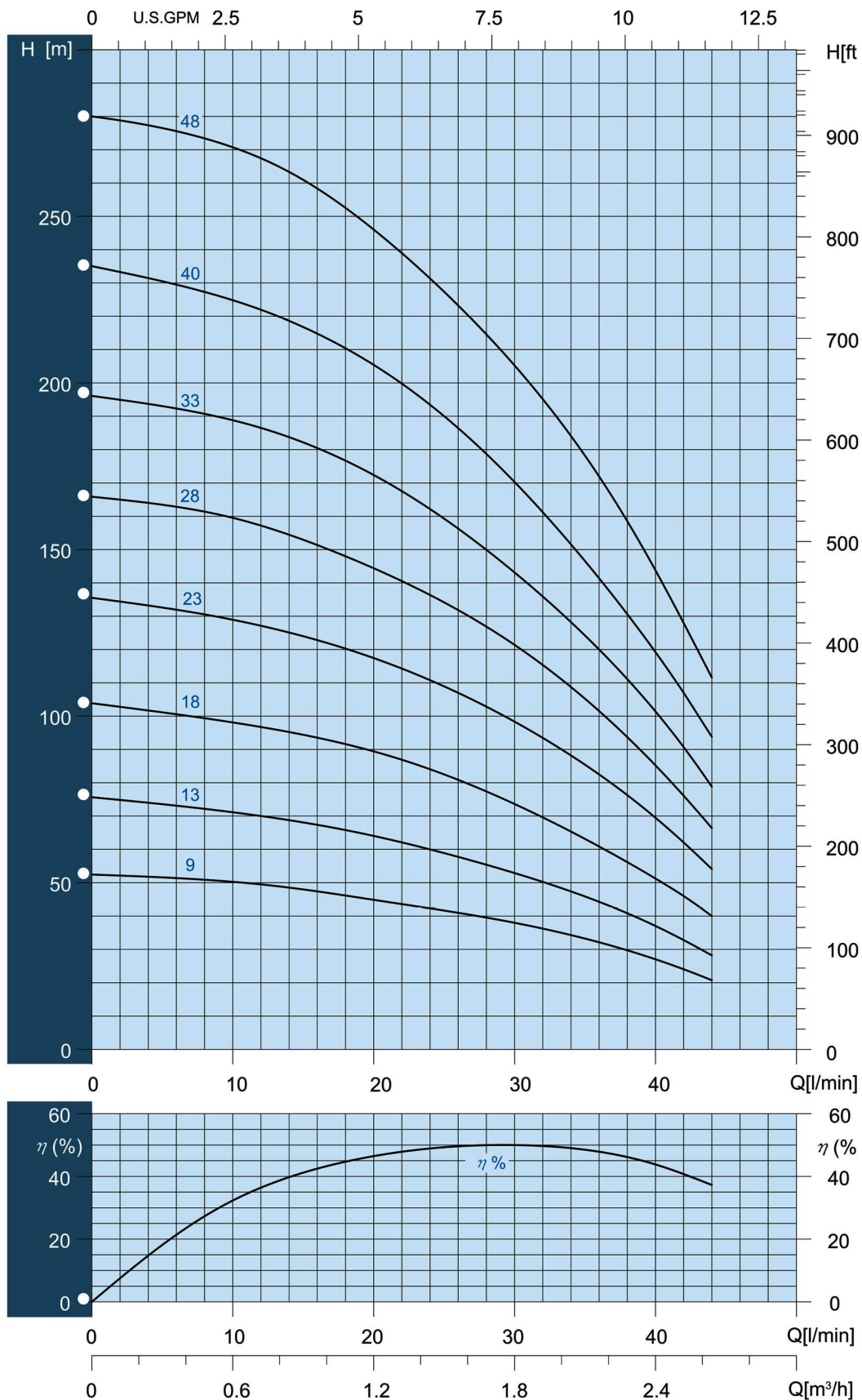
Pump Type	Dimensions(mm)			Net Weight(Kg)
	A	B	C	
GUP1-9	356	RP/NPT 1 1/4"	98	2.9
GUP1-14	461		98	3.7
GUP1-18	545		98	4.4
GUP1-21	608		98	5.0
GUP1-28	755		98	6.2
GUP1-36	946		98	9.9
GUP1-42	1072		98	11.3

C = Maximum diameter of pump inclusive of cable guard and motor



Performance curve GUP2

4" stainless steel submersible pumps GUP 2 50 Hz



Technical data GUP2

4" stainless steel submersible pumps GUP 2" 50 Hz

Selection Chart

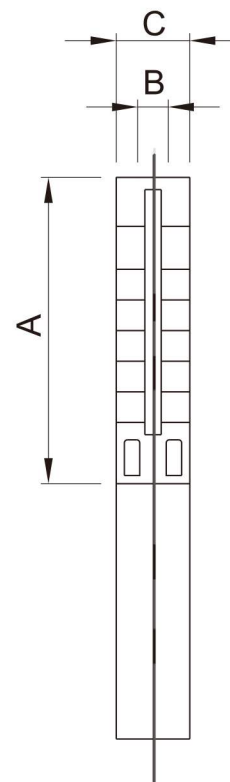
Pump Type	STAGES	KW	HP	Q capacity 2850 rpm															
				l/min	5	10	15	20	25	30	35	40	45	50	60	70	80	90	100
				m ³ /h	0.3	0.6	0.9	1.2	1.5	1.8	2.1	2.4	2.7	3.0	3.6	4.2	4.8	5.4	6.0
				H = TOTAL HEAD IN METERS															
GUP2-9	9	0.37	0.5	53			48	45	42	38	33	26							
GUP2-13	13	0.55	0.75	77			68	64	58	54	46	38							
GUP2-18	18	0.75	1.0	104			94	89	83	74	64	51							
GUP2-23	23	1.1	1.5	136			124	118	108	98	84	69							
GUP2-28	28	1.5	2.0	166			154	145	134	122	105	86							
GUP2-33	33	1.5	2.0	195			183	173	159	143	124	102							
GUP2-40	40	2.2	3.0	235			218	205	190	170	147	119							
GUP2-48	48	2.2	3.0	280			261	246	228	204	178	143							

*Higher pressure, longer stages pumps up to 90 stages are available on request.

Dimensions And Weights

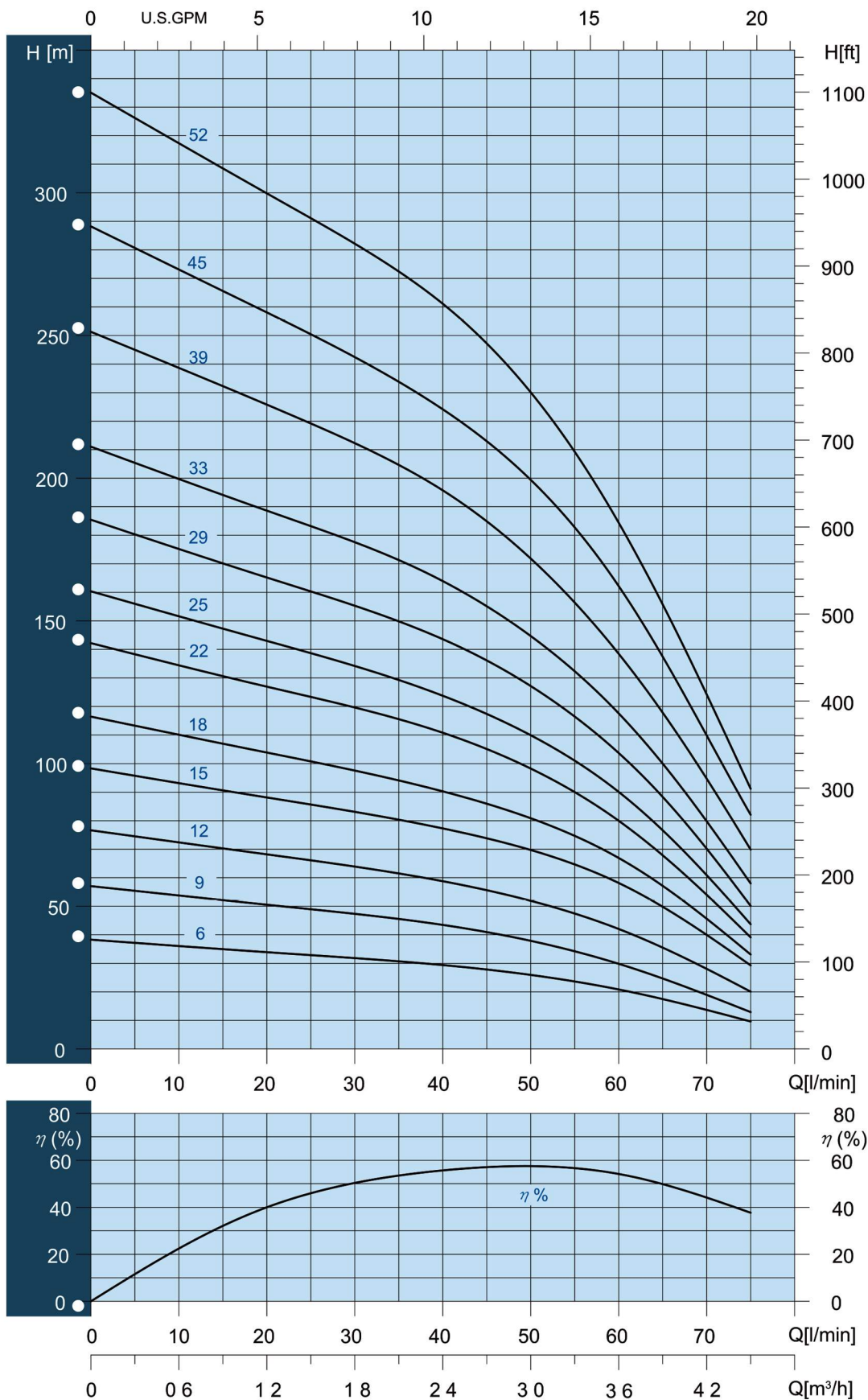
Pump Type	Dimensions(mm)			Net Weight Pump
	A	B	C	
GUP2-9	356	RP/NPT 1 1/4"	98	3.0
GUP2-13	440		98	3.8
GUP2-18	545		98	4.7
GUP2-23	650		98	5.7
GUP2-28	755		98	6.6
GUP2-33	883		98	9.7
GUP2-40	1030		98	11.5
GUP2-48	1198		98	13.5

C = Maximum diameter of pump inclusive of cable guard and motor



Performance curve GUP3

4" stainless steel submersible pumps GUP 3 50 Hz



Technical data GUP3

4" stainless steel submersible pumps GUP 3" 50 Hz

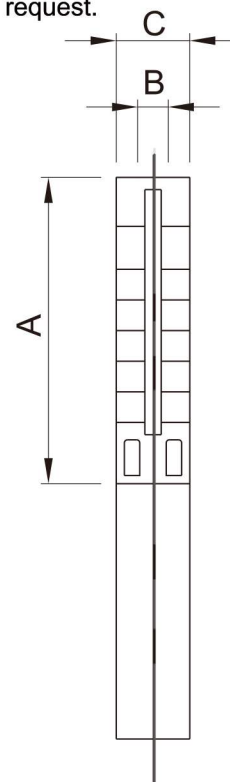
Selection Chart

Pump Type	STAGES	KW	HP	Q capacity 2850 rpm																
				l/min	5	10	15	20	25	30	35	40	45	50	60	70	80	90	100	120
				0	0.3	0.6	0.9	1.2	1.5	1.8	2.1	2.4	2.7	3.0	3.6	4.2	4.8	5.4	6.0	7.2
				H =TOTAL HEAD IN METERS																
GUP3-6	6	0.37	0.5	38					33	32	31	30	28	26	22	14				
GUP3-9	9	0.55	0.75	57					49	47	46	44	41	38	30	19				
GUP3-12	12	0.75	1.0	77					66	64	62	58	56	52	43	28				
GUP3-15	15	1.1	1.5	97					85	83	80	77	74	69	57	40				
GUP3-18	18	1.1	1.5	116					101	97	94	90	85	80	67	45				
GUP3-22	22	1.5	2.0	143					127	120	115	110	105	97	80	54				
GUP3-25	25	1.5	2.0	160					139	134	128	124	117	110	90	60				
GUP3-29	29	2.2	3.0	185					160	155	149	143	136	127	103	70				
GUP3-33	33	2.2	3.0	211					183	177	172	164	155	145	118	80				
GUP3-39	39	3.0	4.0	250					219	213	204	195	185	172	138	94				
GUP3-45	45	3.0	4.0	288					250	243	233	224	213	199	162	110				
GUP3-52	52	4.0	5.5	334					291	282	272	261	247	230	184	123				

*Higher pressure, longer stages pumps up to 60 stages are available on request.

Dimensions And Weights

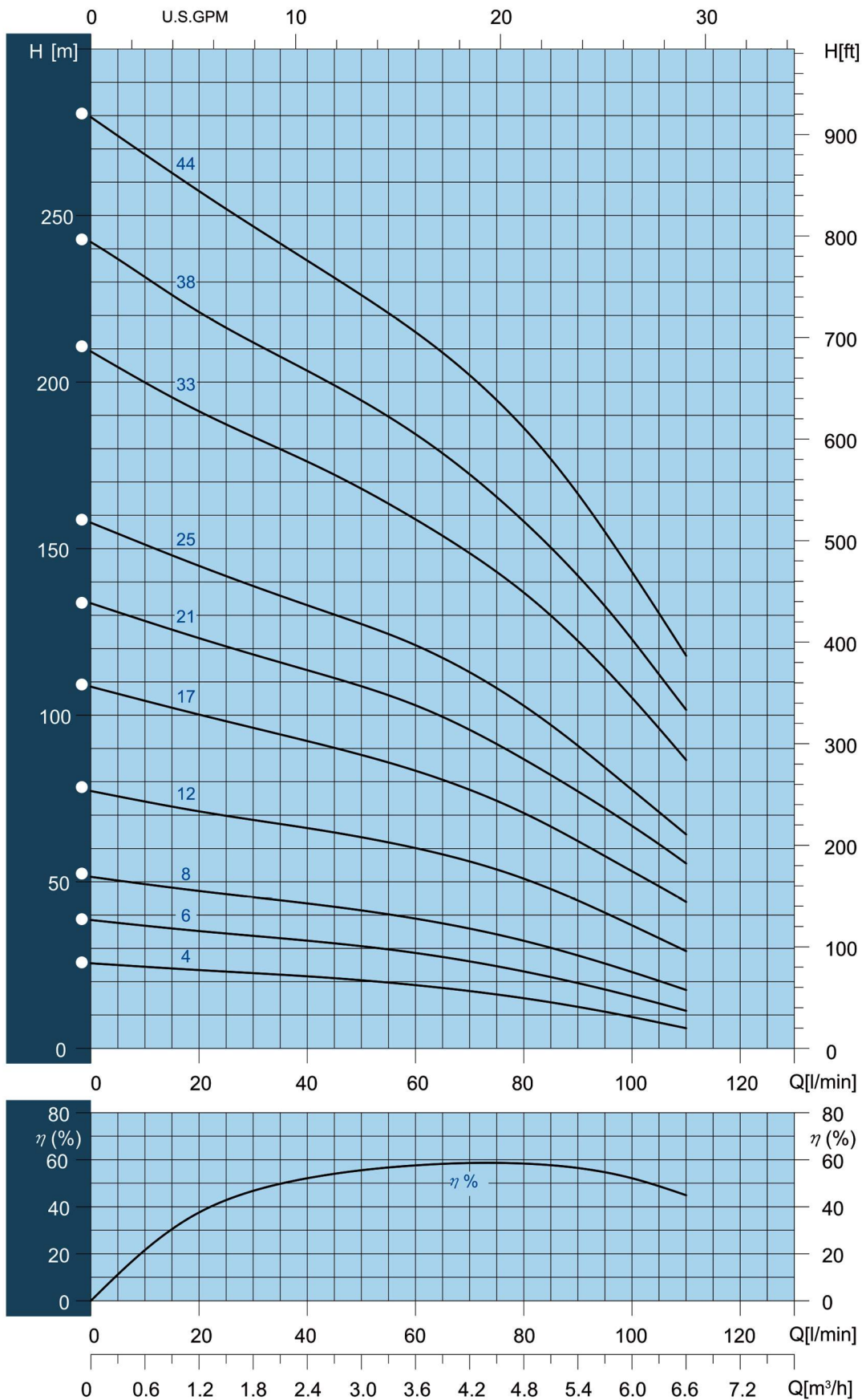
Pump Type	Dimensions(mm)			Net Weight(Kg) Pump
	A	B	C	
GUP3-6	293	RP/NPT 1 1/4"	98	2.4
GUP3-9	356		98	3.0
GUP3-12	419		98	3.6
GUP3-15	482		98	4.2
GUP3-18	545		98	4.7
GUP3-22	629		98	5.5
GUP3-25	692		98	6.1
GUP3-29	776		98	6.8
GUP3-33	883		98	9.7
GUP3-39	1009		98	11.2
GUP3-45	1135		98	12.7
GUP3-52	1282		98	14.5



C = Maximum diameter of pump inclusive of cable guard and motor

Performance curve GUP5

4" stainless steel submersible pumps GUP 5 50 Hz



Technical data GUP5

4" stainless steel submersible pumps GUP 5 50 Hz

Selection Chart

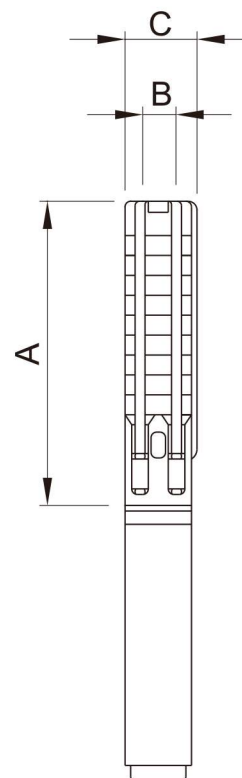
Pump Type	STAGES	KW	HP	Q capacity 2850 rpm																
				l/min	15	20	25	30	35	40	45	50	60	70	80	90	100	120	140	160
				m ³ /h	0.9	1.2	1.5	1.8	2.1	2.4	2.7	3.0	3.6	4.2	4.8	5.4	6.0	7.2	8.4	9.6
H = TOTAL HEAD IN METERS																				
GUP5-4	4	0.37	0.5	25				23	22	21	20.5	20	19	17	15	13	10			
GUP5-6	6	0.55	0.75	38				34	33	32	31	30	28	26	24	20	16			
GUP5-8	8	0.75	1.0	52				45	44	43	42	41	39	36	33	28	23			
GUP5-12	12	1.1	1.5	77				68	67	66	64	63	60	56	50	44	37			
GUP5-17	17	1.5	2.0	108				96	94	93	90	88	84	77	70	63	54			
GUP5-21	21	2.2	3.0	134				118	115	113	111	108	103	96	87	77	67			
GUP5-25	25	2.2	3.0	157				138	136	133	129	127	121	113	103	90	78			
GUP5-33	33	3.0	4.0	209				184	180	176	172	168	159	149	137	123	105			
GUP5-38	38	4.0	5.5	242				212	208	204	199	194	185	172	158	142	123			
GUP5-44	44	4.0	5.5	279				247	242	237	231	226	215	202	187	166	143			

*Higher pressure, longer stages pumps up to 85 stages are available on request.

Dimensions And Weights

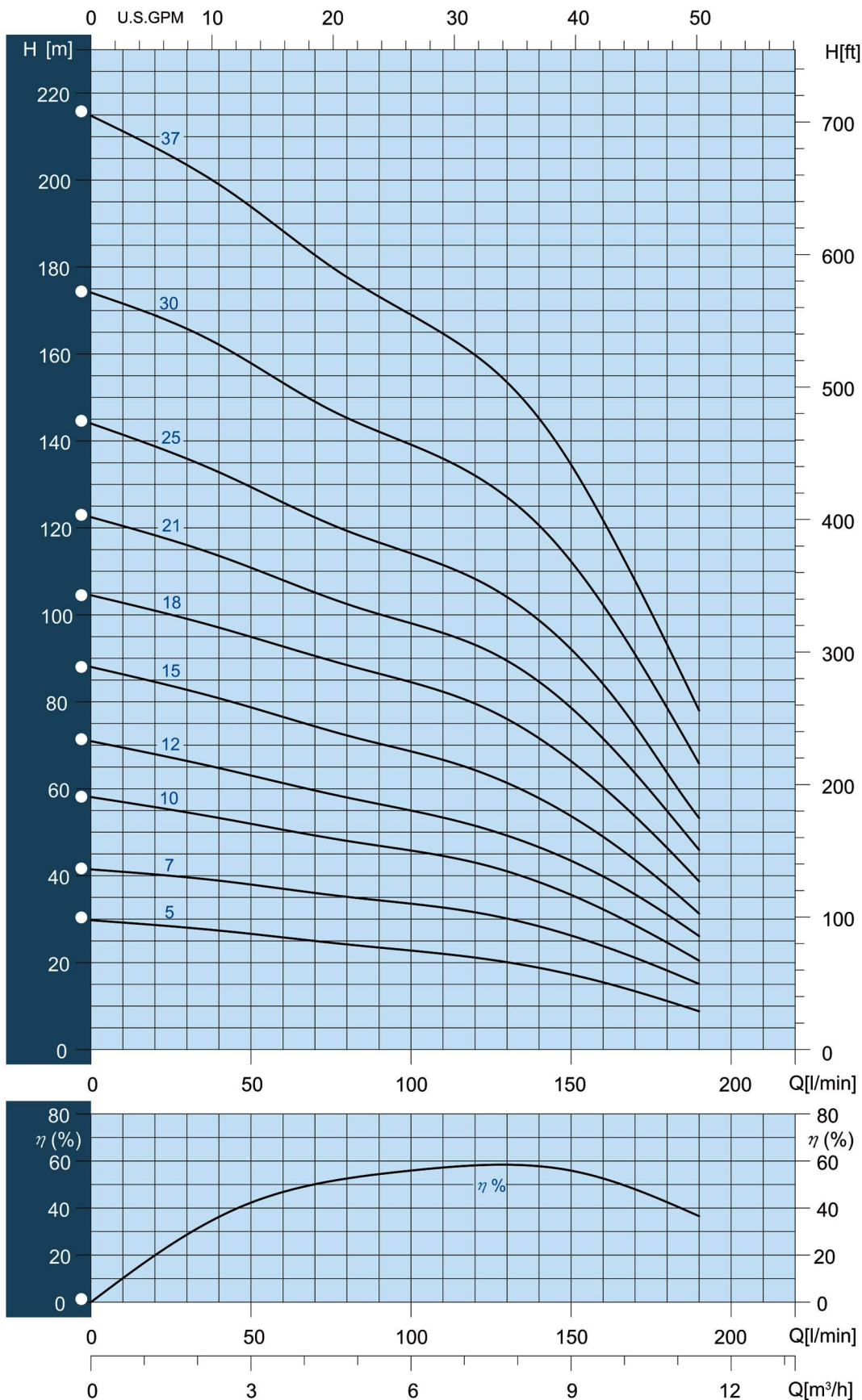
Pump Type	Dimensions(mm)			Net Weight(Kg)
	A	B	C	Pump
GUP5-4	251	RP/NPT 1 1/2"	98	2.0
GUP5-6	293		98	2.4
GUP5-8	335		98	2.8
GUP5-12	419		98	3.6
GUP5-17	524		98	4.5
GUP5-21	608		98	5.3
GUP5-25	692		98	6.0
GUP5-33	868		98	9.6
GUP5-38	973		98	10.9
GUP5-44	1099		98	12.4

C = Maximum diameter of pump inclusive of cable guard and motor



Performance curve GUP8

4" stainless steel submersible pumps GUP 8 50 Hz



Technical data GUP8

4" stainless steel submersible pumps GUP 8 50 Hz

Selection Chart

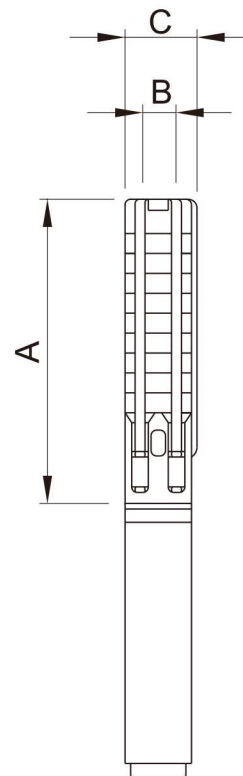
Pump Type	STAGES	KW	HP	Q capacity 2850 rpm																	
				l/min	30	35	40	45	50	60	70	80	90	100	120	140	160	180	200	250	300
				m ³ /h	1.8	2.1	2.4	2.7	3.0	3.6	4.2	4.8	5.4	6.0	7.2	8.4	9.6	10.8	12	15	18
				H = TOTAL HEAD IN METERS																	
GUP8-5	5	0.75	1.0	30			28	27	26	26	25	24	23	22	21	19	15	12			
GUP8-7	7	1.1	1.5	41			38	37	36	36	35	35	34	34	32	27	24	17			
GUP8-10	10	1.5	2.0	58			54	53	52	51	49	47	47	46	43	38	32	25			
GUP8-12	12	2.2	3.0	71			65	64	63	61	60	58	57	55	52	47	40	31			
GUP8-15	15	2.2	3.0	87			80	79	78	76	74	72	70	68	64	57	49	38			
GUP8-18	18	3.0	4.0	104			98	96	95	93	90	88	86	84	79	72	60	47			
GUP8-21	21	4.0	5.5	122			114	113	111	107	105	102	100	98	93	85	72	55			
GUP8-25	25	4.0	5.5	144			133	131	128	126	123	119	116	114	107	97	84	64			
GUP8-30	30	5.5	7.5	174			163	160	157	154	149	145	142	139	131	120	103	79			
GUP8-37	37	5.5	7.5	215			199	196	194	188	183	177	173	169	160	145	122	93			

*Higher pressure , longer stages pumps up to 110 stages are available on request

Dimensions And Weights

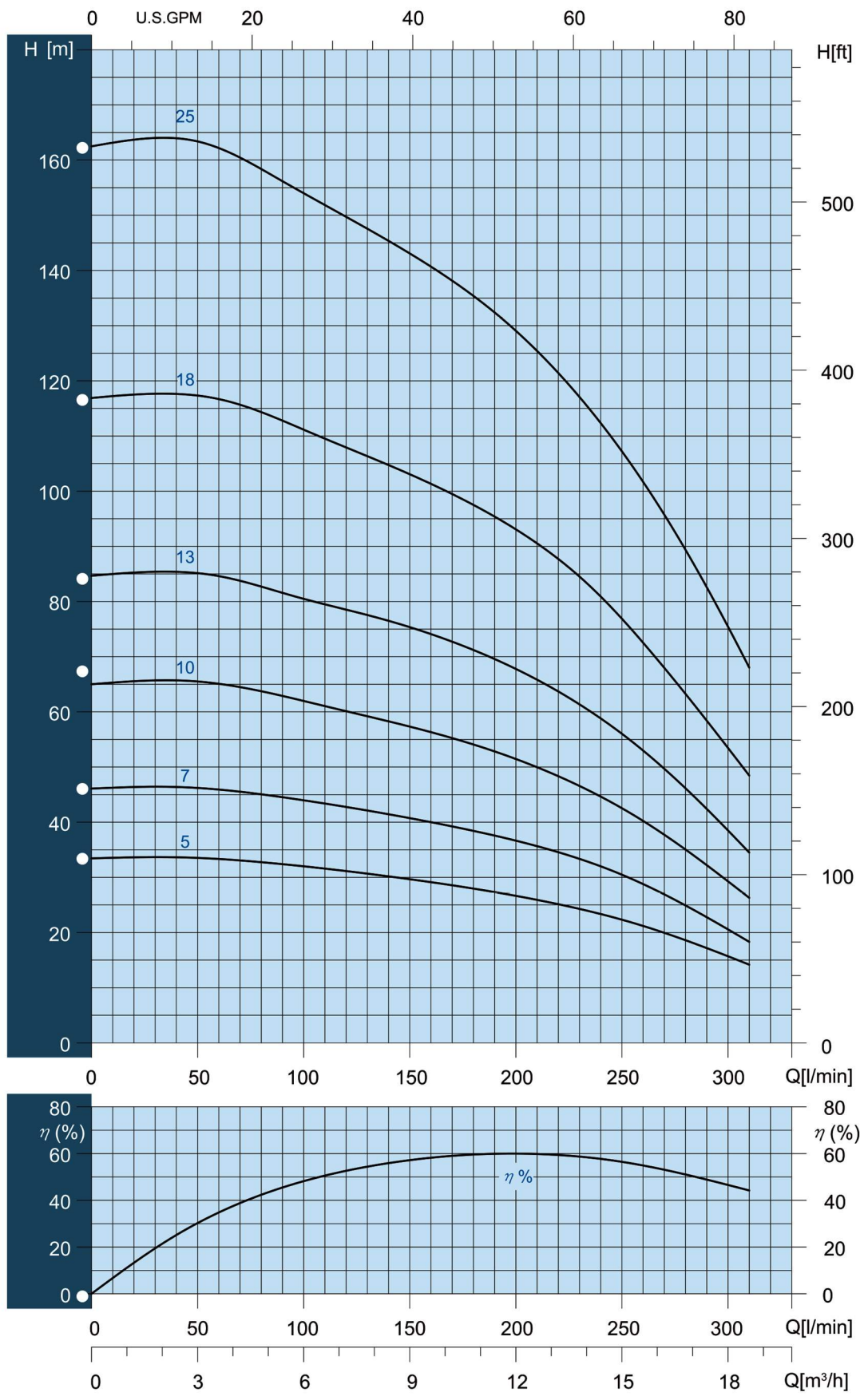
Pump Type	Dimensions(mm)			Net Weight(Kg)
	A	B	C	
GUP8-5	412	RP/NPT 2"	98	4.3
GUP8-7	496		98	5.3
GUP8-10	622		98	6.8
GUP8-12	706		98	7.8
GUP8-15	832		98	9.3
GUP8-18	958		98	10.8
GUP8-21	1084		98	12.3
GUP8-25	1252		98	14.3
GUP8-30	1462		98	16.8
GUP8-37	1753		98	20.3

C = Maximum diameter of pump inclusive of cable guard and motor



Performance curve GUP14

4" stainless steel submersible pumps GUP 14 50 Hz



Technical data GUP14

6" stainless steel submersible pumps GUP 14 50 Hz

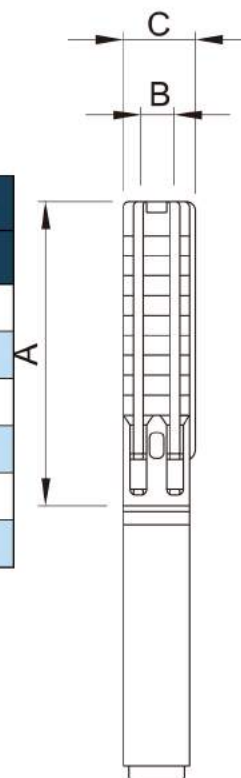
Selection Chart

Pump Type	STAGES	KW	HP	Q capacity 2850 rpm															
				l/min 0	70	80	90	100	120	140	160	180	200	250	300	320	340	360	380
				m ³ /h 0	4.2	4.8	5.4	6.0	7.2	8.4	9.6	10.8	12	15	18	19	20	22	23
				H = TOTAL HEAD IN METERS															
GUP14-5	5	1.5	2.0	33				32	31	30	28	27	26	22	16				
GUP14-7	7	2.2	3.0	46				44	43	42	40	37	36	30	20				
GUP14-10	10	3.0	4.0	65				62	60	58	57	54	52	43	29				
GUP14-13	13	4.0	5.5	84				80	78	77	74	72	67	56	38				
GUP14-18	18	5.5	7.5	117				111	108	104	102	97	93	77	54				
GUP14-25	25	7.5	10	163				154	149	145	141	135	129	107	75				

Dimensions And Weights

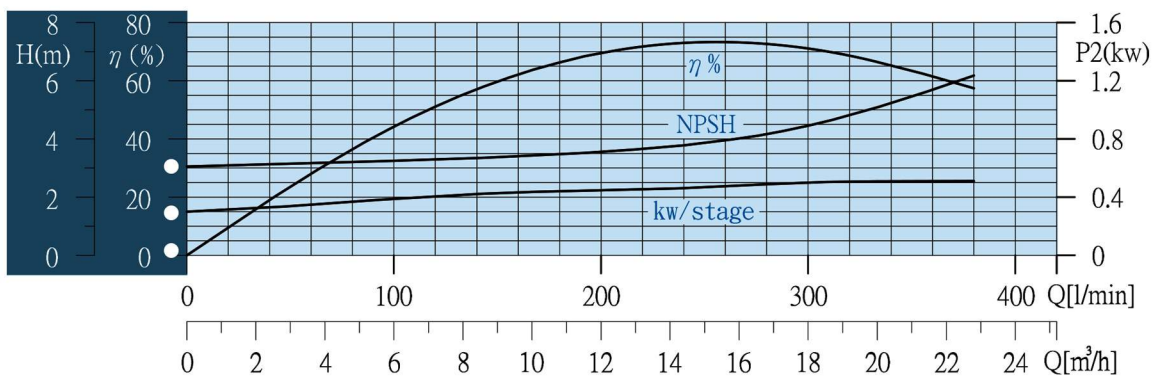
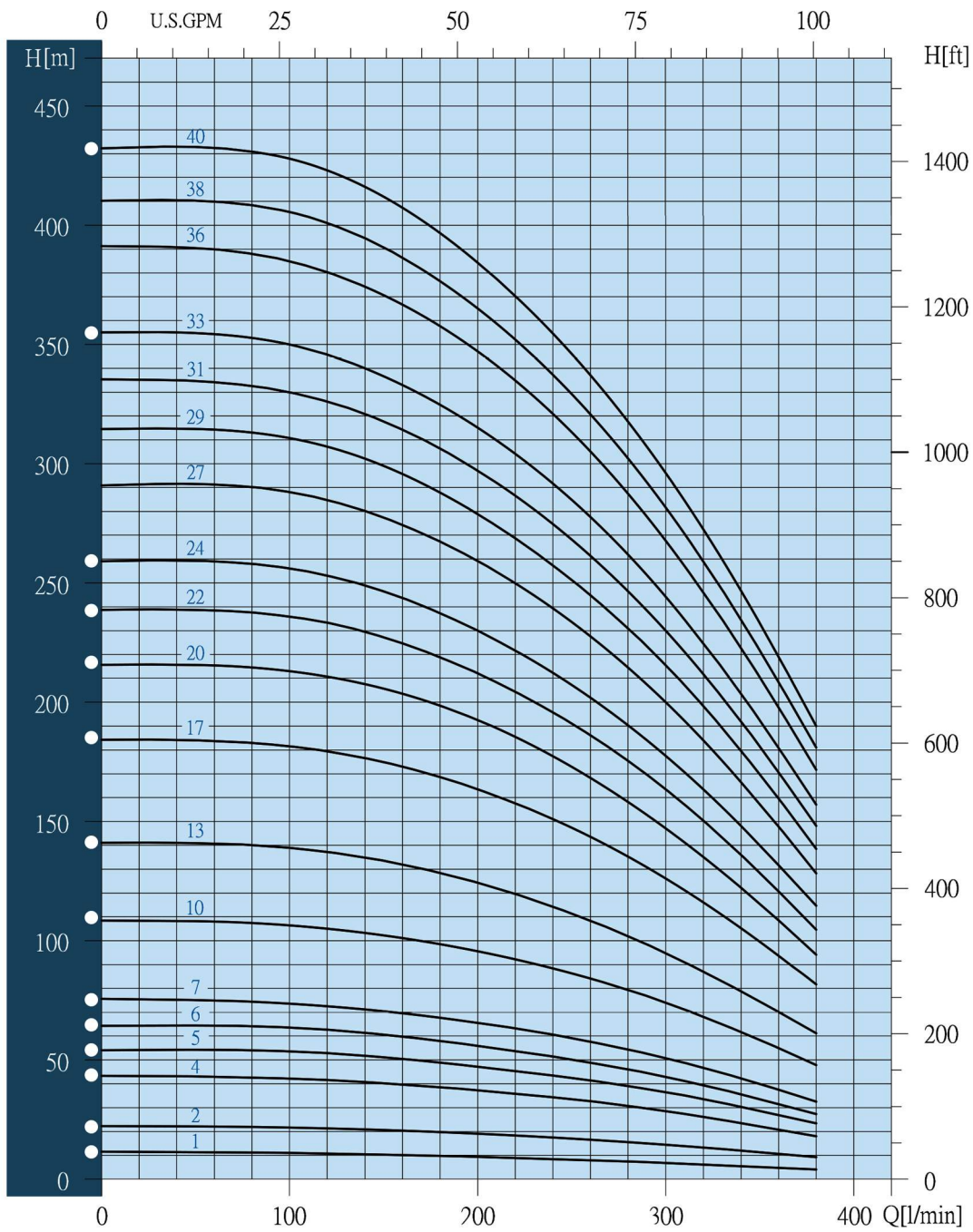
Pump Type	Dimensions(mm)			Net Weight(Kg)
	A	B	C	Pump
GUP14-5	505	RP/NPT 2"	98	5.0
GUP14-7	635		98	6.3
GUP14-10	830		98	8.2
GUP14-13	1025		98	10.2
GUP14-18	1350		98	13.4
GUP14-25	1805		98	17.8

C = Maximum diameter of pump inclusive of cable guard and motor



Performance curve GUP17

6" stainless steel submersible pumps GUP 17 50 Hz



Technical data GUP17

6" stainless steel submersible pumps GUP 17 50 Hz

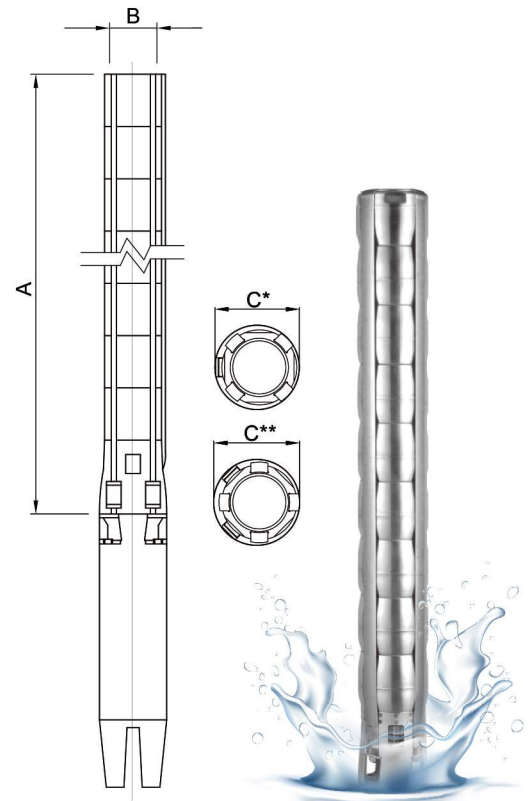
Selection Chart

Pump Type	Motor		Max.current		m ³ /h l/min	Q capacity 2850 rpm							
	P2		Amp			3	6	9	12	15	18	21	23
	KW	HP	220V	380V		50	100	150	200	250	300	350	383
GUP17-1	0.55	0.75	2.6	1.5	HEAD IN METERS	11.5	11	10.5	9.5	8	7	6	4
GUP17-2	1.1	1.5	5.2	3.0		22	21.5	20	19	17.5	14	12	9
GUP17-4	2.2	3	9.5	5.5		42.5	42	40	38	33	28.5	23	18
GUP17-5	3	4	13.3	7.7		53	52	50.5	47.5	42.5	37	28.5	22
GUP17-6	3.7	5	15.4	8.9		64	63	60	56	50	43	34	27
GUP17-7	4	5.5	17	10.4		75	74	70	66	59	50.5	40	32
GUP17-10	5.5	7.5	22.2	12.8		108	107	102	95	86	74	58	48
GUP17-13	7.5	10	28.5	16.5		141	139	133	124	112	95	75	60
GUP17-17	9.3	12.5	36	20.9		184	182	175	163	147	126	100	80
GUP17-20	11	15	41.8	24.2		216	213	206	192	173	147	116	95
GUP17-22	13	17.5	50	29		239	237	228	212	190	163	129	105
GUP17-24	13	17.5	50	29		260	257	247	230	208	178	140	115
GUP17-27	15	20	55	32		291	288	277	259	234	200	158	128
GUP17-29	18.5	25	69	40		314	311	300	279	250	215	170	138
GUP17-31	18.5	25	69	40		335	330	318	298	269	230	181	148
GUP17-33	18.5	25	69	40		355	350	337	315	285	243	191	157
GUP17-36	22	30	81	47		390	385	371	348	313	268	210	170
GUP17-38	22	30	81	47		410	405	390	365	330	281	222	180
GUP17-40	22	30	81	47		433	428	412	384	346	296	235	190

*Higher pressure, longer stages pumps up to 60 stages are available on request.

Dimensions And Weights

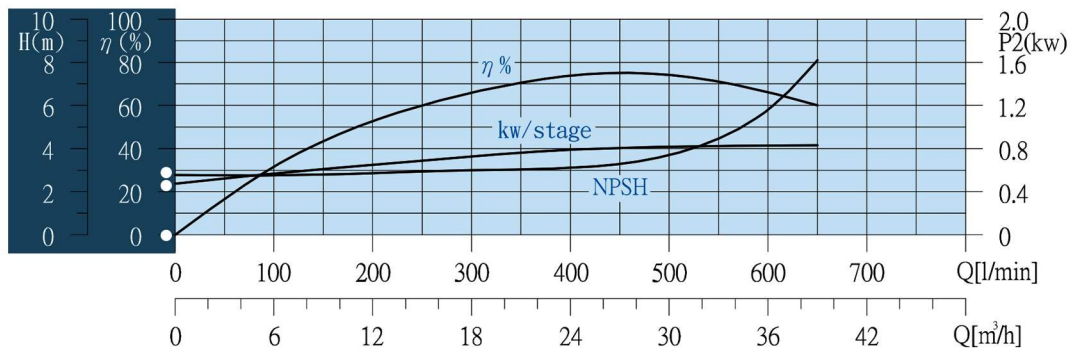
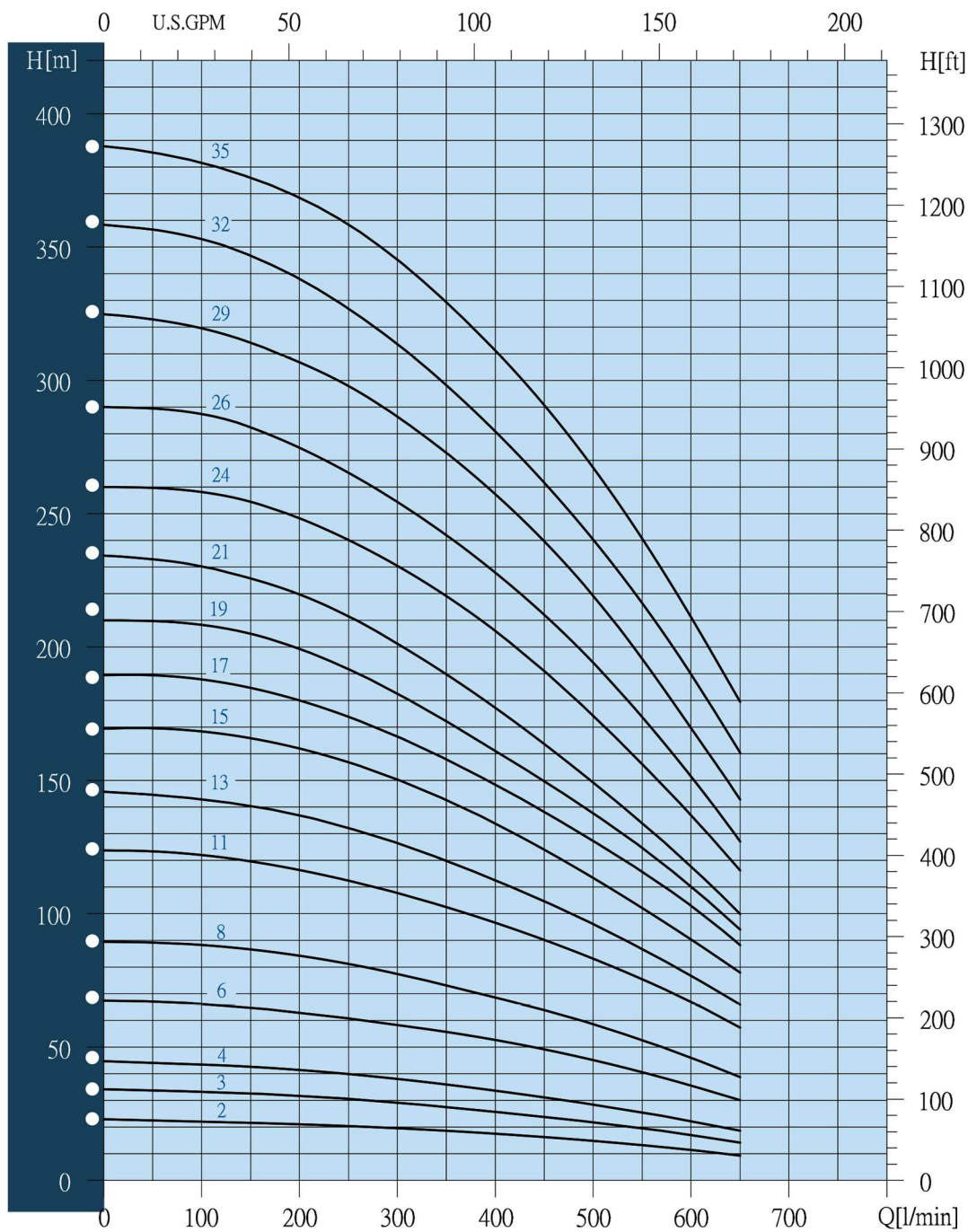
Pump Type	Dimensions(mm)				Net Weight(Kg)
	A	B	C*	C**	
GUP17-1	343	RP 2 1/2" NPT 3"	131		5.0
GUP17-2	403		131		6.4
GUP17-4	524		131		9.3
GUP17-5	585		131		10.8
GUP17-6	645		131		12.2
GUP17-7	706		131		13.7
GUP17-10	887		131		18.0
GUP17-13	1069		142	142	22.4
GUP17-17	1311		142	142	28.2
GUP17-20	1492		142	142	32.5
GUP17-22	1613		142	142	35.4
GUP17-24	1734		142	142	38.3
GUP17-27	1916		142	142	42.7
GUP17-29	2037		142	142	45.6
GUP17-31	2158		142	142	48.5
GUP17-33	2279		142	142	51.4
GUP17-36	2460		142	142	55.7
GUP17-38	2581		142	142	58.6
GUP17-40	2702		142	142	61.5



C*: Maximum diameter of pump with one motor cable
 C**: Maximum diameter of pump with two motor cable

Performance curve GUP30

6" stainless steel submersible pumps GUP 30 50 Hz



Technical data GUP30

6" stainless steel submersible pumps GUP 30 50 Hz

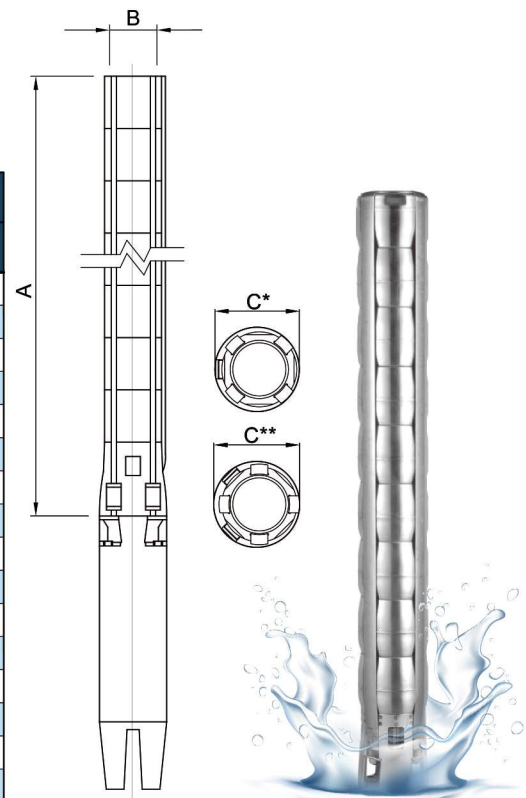
Selection Chart

Pump Type	Motor		Max.current		m³/h l/min	Q capacity 2850 rpm												
	P2		Amp			6	9	12	15	18	21	24	27	30	33	36	39	42
	KW	HP	220V	380V		100	150	200	250	300	350	400	450	500	550	600	650	700
GUP30-2	2.2	3	9.5	5.5	HEAD IN METERS	23	22	21	20	19	18	17	16	15	13	11	9	6
GUP30-3	3	4	13.3	7.7		33	32	31	30	29	28	26	24	22	20	17	14	11
GUP30-4	3.7	5	15.4	8.9		43	42	41	40	38	36	34	31	28	26	23	19	15
GUP30-6	5.5	7.5	22.2	12.8		67	64	62	60	58	56	52	49	45	40	36	30	25
GUP30-8	7.5	10	28.5	16.5		88	87	84	81	78	73	68	64	58	53	46	38	31
GUP30-11	11	15	41.8	24.2		122	120	117	112	108	102	97	90	83	76	67	57	47
GUP30-13	11	15	41.8	24.2		143	140	137	132	127	120	113	105	97	87	77	66	55
GUP30-15	15	20	55	32		168	166	162	157	150	142	134	124	113	102	90	77	65
GUP30-17	15	20	55	32		188	185	180	173	167	158	148	138	127	116	103	88	71
GUP30-19	18.5	25	69	40		208	205	199	192	182	172	161	150	137	125	110	94	77
GUP30-21	18.5	25	69	40		230	226	220	212	202	190	177	164	149	134	117	100	80
GUP30-24	22	30	81	47		258	254	248	240	230	219	207	191	175	156	137	117	93
GUP30-26	22	30	81	47		287	282	275	266	255	242	227	212	194	173	152	127	100
GUP30-29	26	35	96	56		319	314	307	298	287	273	257	240	220	196	170	143	113
GUP30-32	30	40	111	64		353	347	338	327	313	298	281	261	240	217	190	160	130
GUP30-35	30	40	111	64		382	377	368	358	346	329	311	290	267	240	211	180	148

*Higher pressure, longer stages pumps up to 54 stages are available on request.

Dimensions And Weights

Pump Type	Dimensions(mm)				Net Weight(Kg) Pump
	A	B	C*	C**	
GUP30-2	462	NPT/ RP 3"	131		8.4
GUP30-3	558		131		10.1
GUP30-4	654		131		11.8
GUP30-6	846		131		15.2
GUP30-8	1038		142	142	18.6
GUP30-11	1326		142	142	23.6
GUP30-13	1518		142	142	27.0
GUP30-15	1710		142	142	30.4
GUP30-17	1902		142	142	33.8
GUP30-19	2094		142	142	37.2
GUP30-21	2286		142	142	40.6
GUP30-24	2574		142	142	45.6
GUP30-26	2766		142	142	49.0
GUP30-29	3054		142	142	54.1
GUP30-32	3342		142	142	59.2
GUP30-35	3630		142	142	64.3

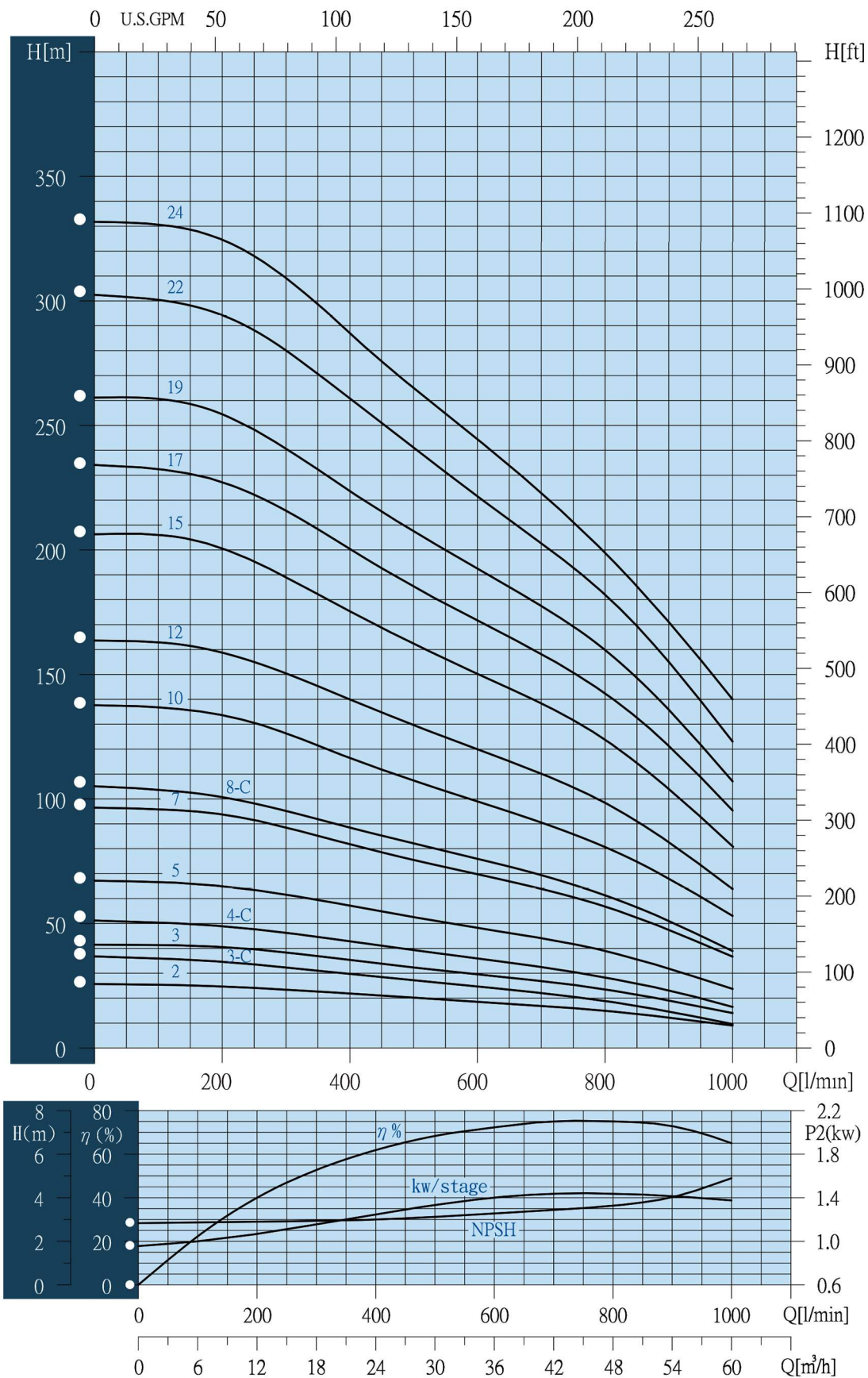


C*: Maximum diameter of pump with one motor cable

C**: Maximum diameter of pump with two motor cable

Performance curve GUP46

6" stainless steel submersible pumps GUP 46 50 Hz



Technical data GUP46

6" stainless steel submersible pumps GUP 46 50 Hz

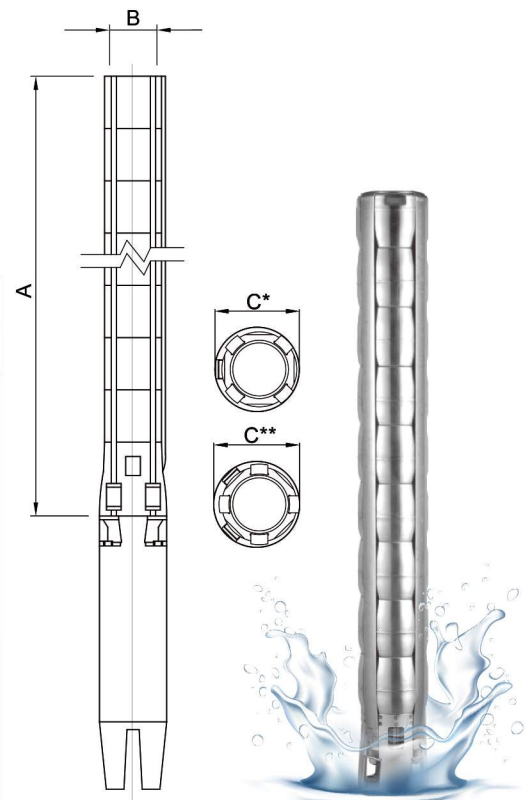
Selection Chart

Pump Type	Motor		Max.current		m ³ /h l/min	Q capacity 2850 rpm											
	P2		Amp			12	15	18	21	24	27	30	36	42	48	54	60
	KW	HP	220V	380V		200	250	300	350	400	450	500	600	700	800	900	1000
GUP46-2	3	4	13.3	7.7	HEAD IN METERS	24	23.5	23	22.5	22	21	20	18	17	15	12	9
GUP46-3	5.5	7.5	22.2	12.8		40	39	38	37	35	34	33	29	27	23	18	14
GUP46-4-C	5.5	7.5	22.2	12.8		49	47	46	45	43	41	39	36	32	28	23	17
GUP46-5	7.5	10	28.5	16.5		65	63	61	59	57	55	53	48	44	39	32	24
GUP46-7	11	15	41.8	24.2		94	92	88	85	82	79	76	70	64	57	47	37
GUP46-8-G	11	15	41.8	24.2		100	98	95	92	88	85	82	76	69	61	51	39
GUP46-10	15	20	55	32		133	130	127	122	117	112	107	98	90	80	67	53
GUP46-12	18.5	25	69	40		158	155	150	145	140	135	130	120	110	98	83	64
GUP46-15	22	30	81	47		200	195	189	183	176	169	163	150	138	124	103	81
GUP46-17	26	35	96	56		227	222	215	208	200	193	186	172	158	143	121	96
GUP46-19	30	40	111	64		254	248	241	233	224	216	208	193	178	160	136	107
GUP46-22	37	50	138	80		294	288	280	270	260	251	241	222	203	183	155	123
GUP46-24	37	50	138	80		325	317	309	298	287	276	265	244	223	199	171	140

*Higher pressure, longer stages pumps up to 37 stages are available on request.

Dimensions And Weights

Pump Type	Dimensions(mm)				Net Weight(Kg)
	A	B	C*	C**	Pump
GUP46-2	496	NPT/RP 3" or 4"	146		9.2
GUP46-3	609		146		11.5
GUP46-4-C	722		146		13.8
GUP46-5	835		149	152	16.0
GUP46-7	1061		149	152	20.6
GUP46-8-G	1174		149	152	22.9
GUP46-10	1400		149	152	27.4
GUP46-12	1626		149	152	32.0
GUP46-15	1965		149	152	38.8
GUP46-17	2191		149	152	43.4
GUP46-19	2417		149	152	47.9
GUP46-22	2756		149	152	54.8
GUP46-24	2982		149	152	59.3

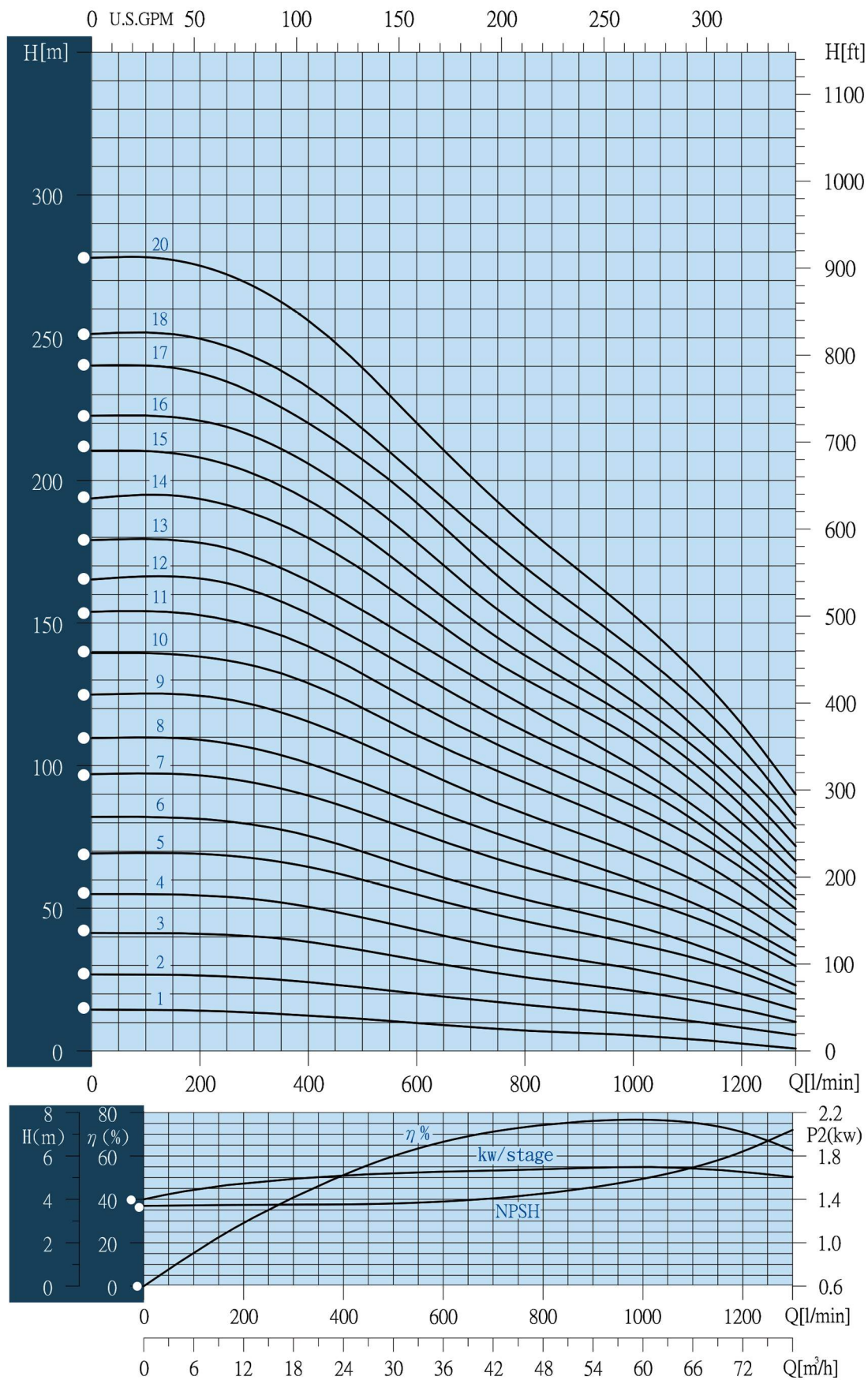


C*: Maximum diameter of pump with one motor cable

C**: Maximum diameter of pump with two motor cable

Performance curve GUP60

6" stainless steel submersible pumps GUP 60 50 Hz



Technical data GUP60

6" stainless steel submersible pumps GUP 60 50 Hz

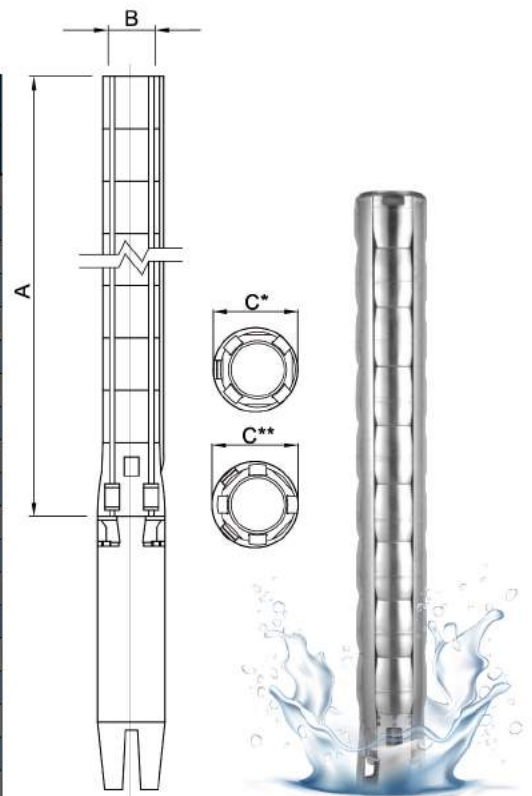
Selection Chart

Pump Type	Motor		Max.current		m ³ /h l/min	Q capacity 2850 rpm												
	P2		Amp			18	21	24	27	30	36	42	48	54	60	66	72	78
	KW	HP	220V	380V		300	350	400	450	500	600	700	800	900	1000	1100	1200	1300
GUP60-1	2.2	3	9.5	5.5	HEAD IN METERS	13	12.5	12	11.5	11	10	8	7	6	5	4	2	1
GUP60-2	4	5.5	15.4	8.9		26	25	24	23	22	20	18	16	14	13	11	8	5
GUP60-3	5.5	7.5	22.2	12.8		40	39	38	37	36	32	28	26	24	21	18	14	10
GUP60-4	7.5	10	28.5	16.5		53	52	51	48	47	43	38	35	32	28	25	20	14
GUP60-5	9.3	12.5	36	20.9		67	66	64	62	60	55	50	46	42	38	33	27	19
GUP60-6	11	15	41.8	24.2		79	78	76	73	70	64	58	53	48	44	38	32	23
GUP60-7	13	17.5	50	29		94	92	89	86	84	77	70	64	59	54	47	40	29
GUP60-8	15	20	55	32		106	104	101	97	94	87	80	73	67	60	53	44	33
GUP60-9	18.5	25	69	40		122	118	116	112	108	99	91	83	76	69	61	51	38
GUP60-10	18.5	25	69	40		135	132	128	125	120	111	102	95	87	78	68	57	45
GUP60-11	22	30	81	47		148	146	142	137	132	122	112	103	95	86	76	64	49
GUP60-12	22	30	81	47		162	157	153	148	143	133	122	112	103	94	83	68	53
GUP60-13	26	35	96	56		173	169	165	160	155	143	132	121	110	100	87	73	57
GUP60-14	26	35	96	56		188	184	180	175	168	156	142	130	120	109	96	80	63
GUP60-15	26	35	96	56		203	197	193	187	180	166	152	138	127	116	103	86	67
GUP60-16	30	40	111	64		216	211	206	200	193	178	162	148	135	123	108	92	72
GUP60-17	37	50	138	80		230	226	220	214	207	192	175	158	145	132	116	97	78
GUP60-18	37	50	138	80		243	238	233	226	218	202	185	170	155	141	126	107	83
GUP60-19	37	50	138	80		267	263	256	248	239	220	201	184	168	153	136	115	90

*Higher pressure, longer stages pumps up to 30 stages are available on request.

Dimensions And Weights

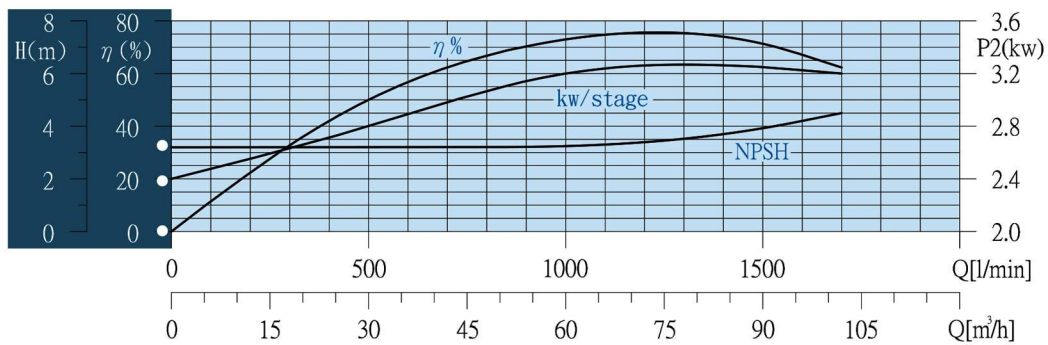
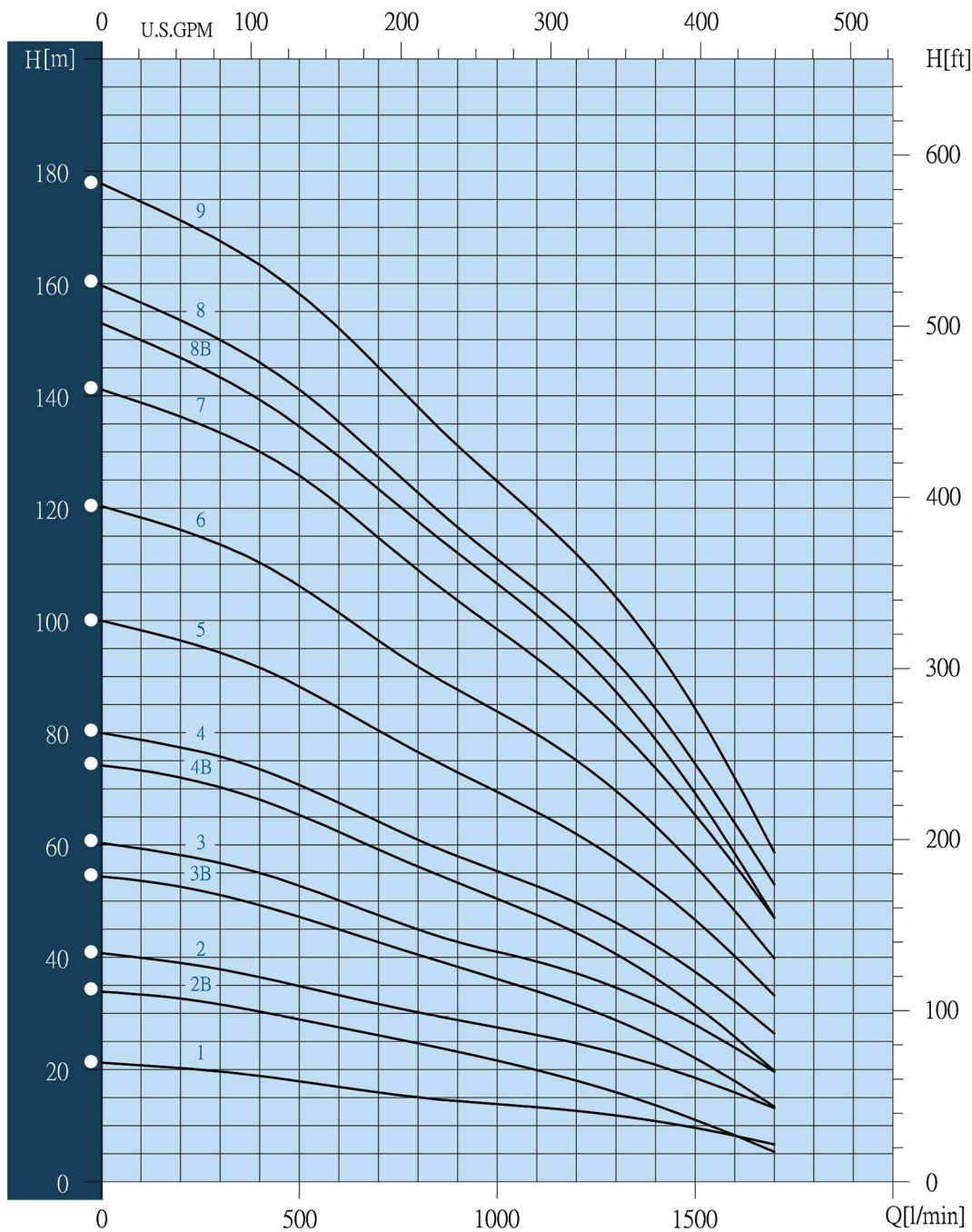
Pump Type	Dimensions(mm)				Net Weight(Kg) Pump
	A	B	C*	C**	
GUP60-1	383	NPT/RP 3" or 4"	146		6.9
GUP60-2	496		146		9.2
GUP60-3	609		146		11.5
GUP60-4	722		149	152	13.7
GUP60-5	835		149	152	16.0
GUP60-6	948		149	152	18.3
GUP60-7	1061		149	152	20.6
GUP60-8	1174		149	152	22.9
GUP60-9	1287		149	152	25.1
GUP60-10	1400		149	152	27.4
GUP60-11	1513		149	152	29.7
GUP60-12	1626		149	152	32.0
GUP60-13	1739		149	152	34.3
GUP60-14	1852		149	152	36.5
GUP60-15	1965		149	152	38.8
GUP60-16	2078		149	152	41.1
GUP60-17	2191		149	152	43.4
GUP60-18	2304		149	152	45.7
GUP60-19	2530		149	152	50.2



C*: Maximum diameter of pump with one motor cable
 C**: Maximum diameter of pump with two motor cable

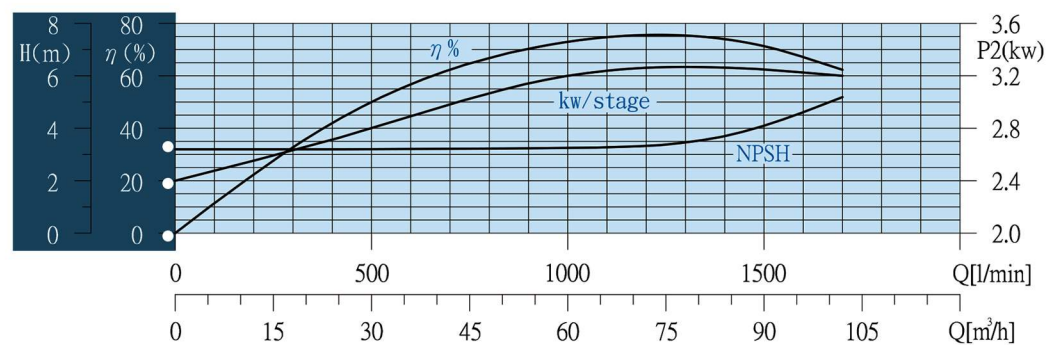
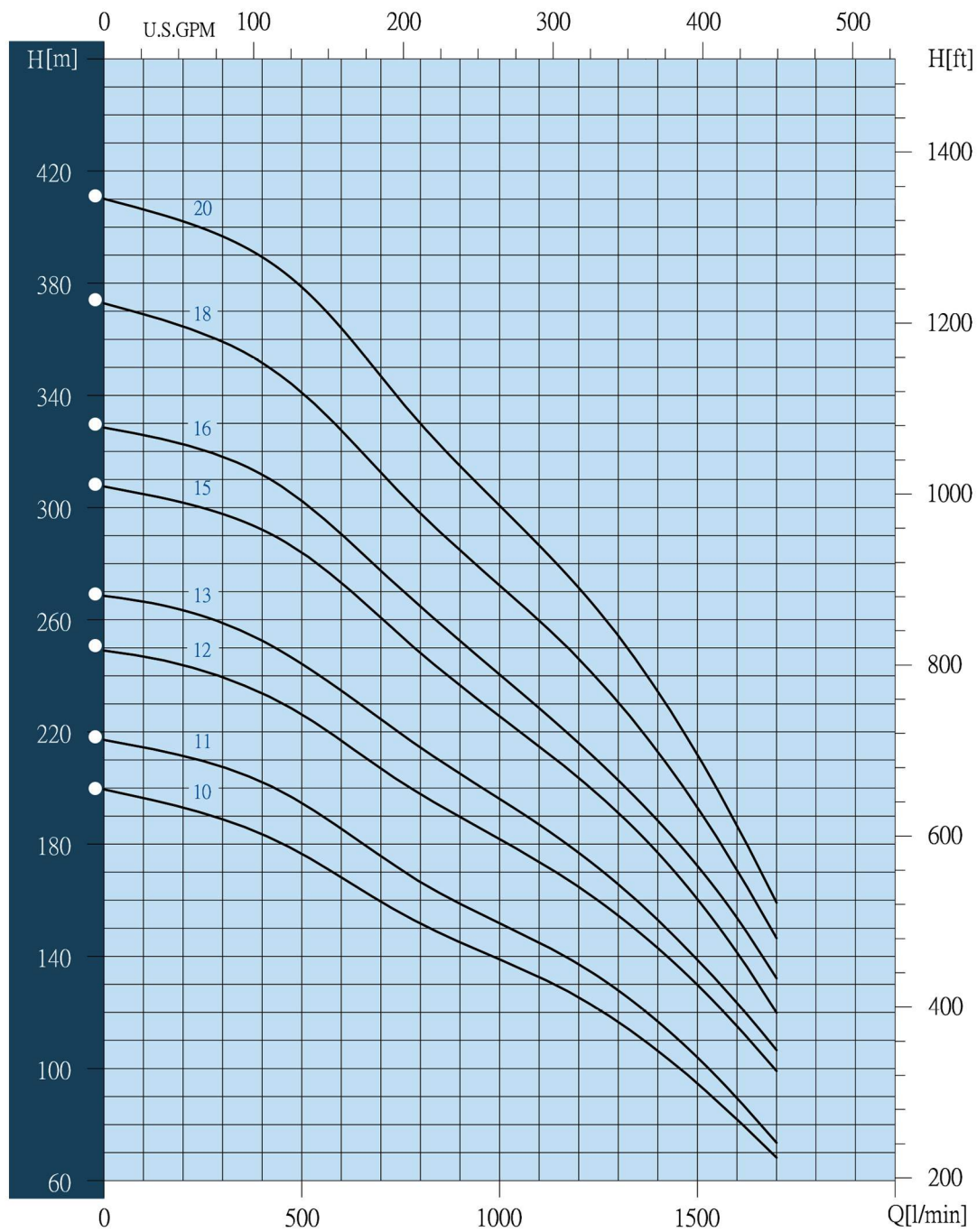
Performance curve GUP77

8" stainless steel submersible pumps GUP 77 50 Hz



Performance curve GUP77

8" stainless steel submersible pumps GUP 77 50 Hz



Technical data GUP77

8" stainless steel submersible pumps GUP 77 50 Hz

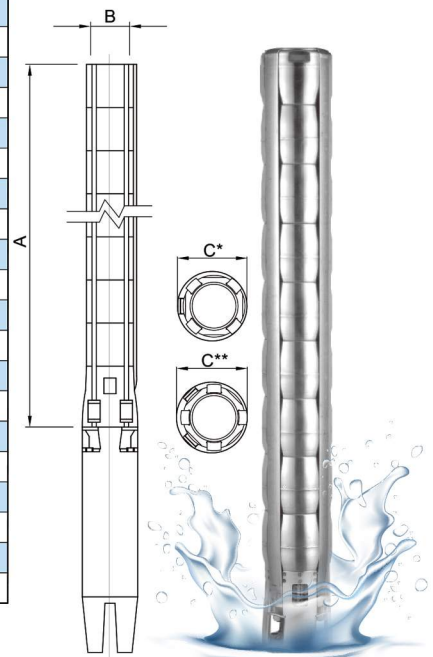
Selection Chart

Pump Type	Motor		Max.current		m ³ /h l/min	Q capacity 2850 rpm											
	P2		Amp			12	18	24	30	36	42	48	54	66	78	90	102
	KW	HP	220V	380V		200	300	400	500	600	700	800	900	1100	1300	1500	1700
GUP77-1	5.5	7.5	21.9	12.7	HEAD IN METERS	20	19.5	19	18	17	16	15	14	13	12	9	7
GUP77-2-B	5.5	7.5	21.9	12.7		33	32	30	28	27	26	25	23	20	16	11	6
GUP77-2	7.5	10	28.5	16.5		38	37	36	35	33	32	30	28	26	23	18	13
GUP77-3-B	9.3	12.5	36	20.9		53	51	49	47	45	43	40	38	34	28	22	13
GUP77-3	11	15	41.8	24.2		58	57	55	53	50	47	45	43	39	35	28	20
GUP77-4-B	13	17.5	50	29		72	70	68	65	62	59	56	53	47	40	31	20
GUP77-4	15	20	55	32		77	76	74	71	67	64	61	58	53	46	37	27
GUP77-5	18.5	25	69	40		96	94	92	88	84	80	76	73	66	57	46	33
GUP77-6	22	30	81	47		116	113	110	106	101	96	92	88	80	70	56	40
GUP77-7	26	35	96	56		136	133	130	126	120	115	109	104	93	81	65	47
GUP77-8-B	26	35	96	56		147	143	139	134	129	123	117	112	101	87	69	47
GUP77-8	30	40	111	64		153	150	146	141	135	129	123	117	105	93	75	53
GUP77-9	30	40	111	64		171	167	163	158	152	145	138	131	118	104	84	58
GUP77-10	37	50	138	80		193	188	183	177	168	160	152	145	132	117	94	68
GUP77-11	37	50	138	80		211	207	202	195	186	176	167	159	145	128	104	74
GUP77-12	45	60	154	89		244	240	234	227	217	207	198	190	173	154	130	99
GUP77-13	55	75	192	111		263	259	252	244	235	224	214	205	187	166	139	107
GUP77-15	55	75	192	111		302	298	292	284	273	260	248	237	215	191	160	120
GUP77-16	63	85	240	139		322	318	312	302	290	278	265	252	228	202	172	132
GUP77-18	63	85	240	139		365	359	352	341	328	312	298	285	260	230	193	147
GUP77-20	75	100	256	148	402	397	389	379	364	347	330	315	287	254	212	159	

*Higher pressure, longer stages pumps up to 22 stages are available on request.

Dimensions And Weights

Pump Type	Dimensions(mm)						Net Weight(Kg)
	B 5" Connection (RP,NPT)			B 5" Flange			
	A	C*	C**	A	C*	C**	
GUP77-1	618	178	186	618	200	200	25.1
GUP77-2-B	746	178	186	746	200	200	28.7
GUP77-2	746	178	186	746	200	200	28.7
GUP77-3-B	874	178	186	874	200	200	32.3
GUP77-3	874	178	186	874	200	200	32.3
GUP77-4-B	1003	178	186	1003	200	200	35.9
GUP77-4	1003	178	186	1003	200	200	35.9
GUP77-5	1131	178	186	1131	200	200	35.9
GUP77-6	1259	178	186	1259	200	200	43.0
GUP77-7	1387	178	186	1387	200	200	46.6
GUP77-8-B	1515	178	186	1515	200	200	50.2
GUP77-8	1515	178	186	1515	200	200	50.2
GUP77-9	1644	178	186	1644	200	200	53.8
GUP77-10	1772	178	186	1772	200	200	57.4
GUP77-11	1900	178	186	1900	200	200	61.0
GUP77-12	2039	200	204	2039	209	209	66.0
GUP77-13	2168	200	204	2168	209	209	69.6
GUP77-15	2424	200	204				76.8
GUP77-16	2552	200	204				80.4
GUP77-18	2809	200	204				87.6
GUP77-20	3065	200	204				94.8

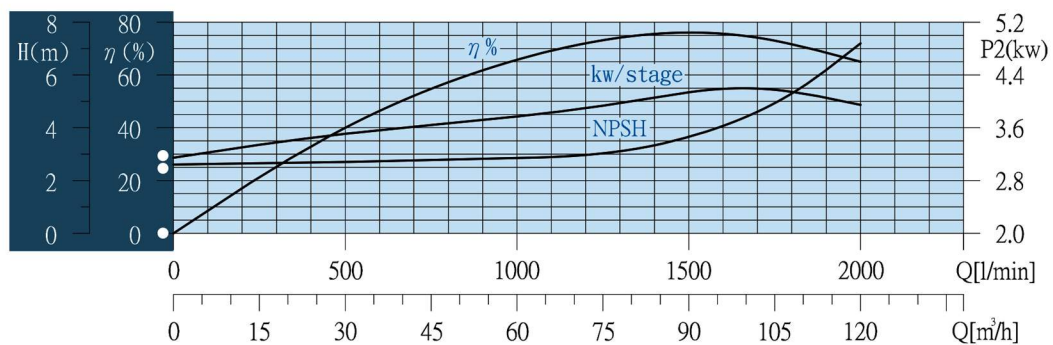
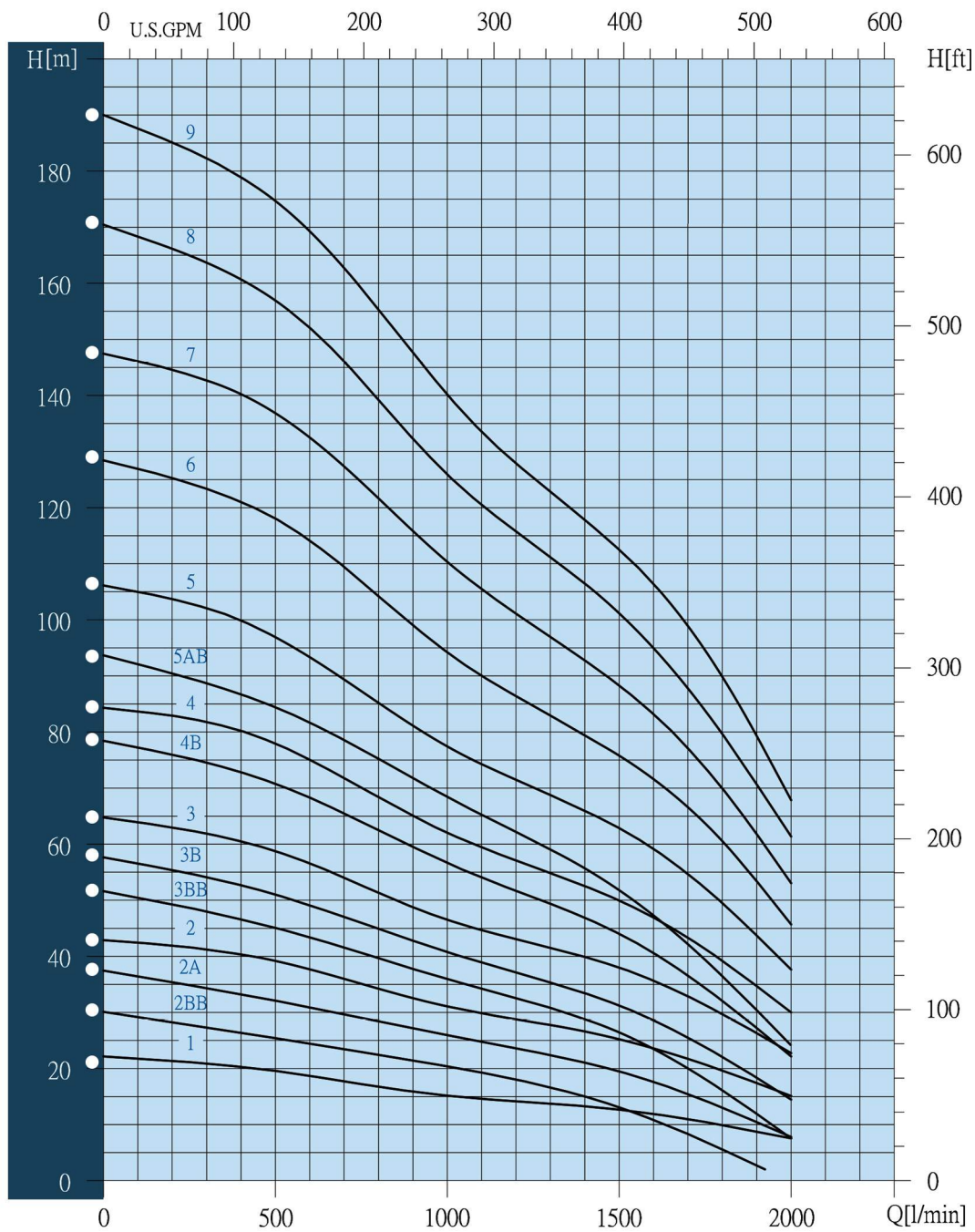


C*: Maximum diameter of pump with one motor cable

C**: Maximum diameter of pump with two motor cable

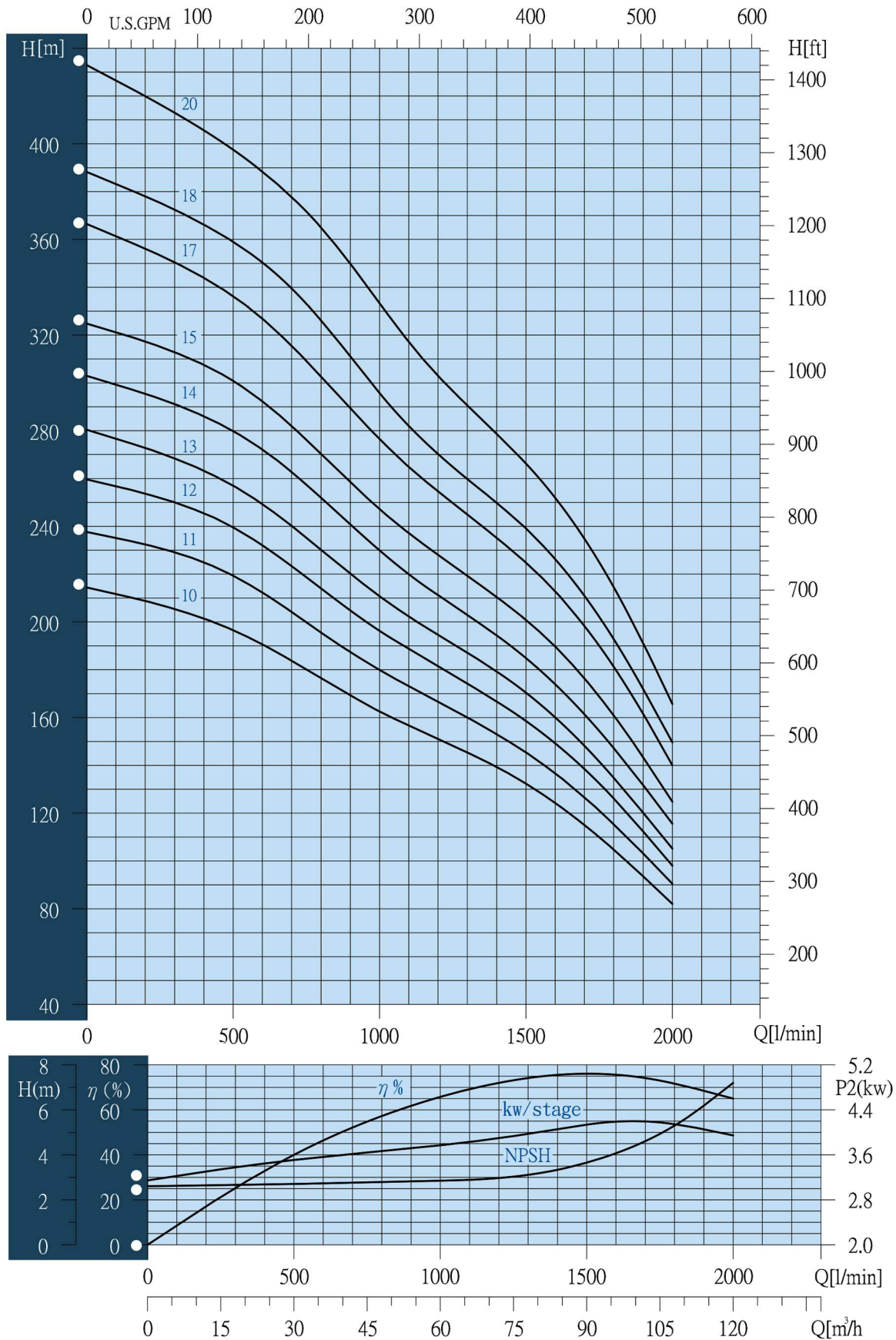
Performance curve GUP95

8" stainless steel submersible pumps GUP 95 50 Hz



Performance curve GUP95

8" stainless steel submersible pumps GUP 95 50 Hz



Technical data GUP95

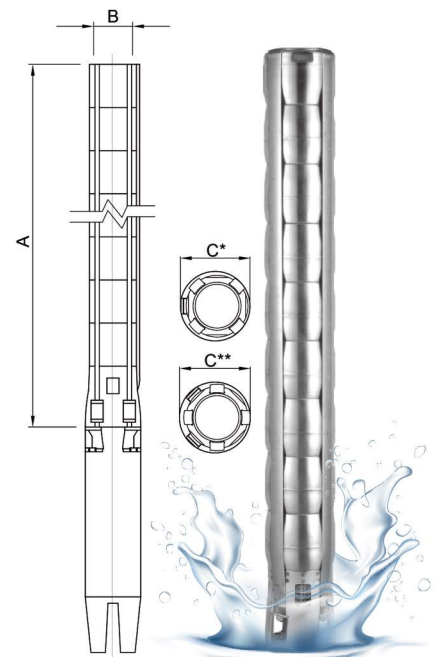
8" stainless steel submersible pumps GUP 95 50 Hz

Selection Chart

Pump Type	Motor		Max.current		m ³ /h l/min	Q capacity 2850 rpm											
	P2		Amp			18	24	30	36	42	48	60	72	84	96	108	120
	KW	HP	220V	380V		300	400	500	600	700	800	1000	1200	1400	1600	1800	2000
GUP95-1	5.5	7.5	21.9	12.7	HEAD IN METERS	21	20	19	18	17.5	17	15	14	13	12	10	8
GUP95-2BB	5.5	7.5	21.9	12.7		27	26	25	24	23	22	20	18	15	11	5	0
GUP95-2A	7.5	10	28.5	16.5		34	33	32	31	30	28	26	24	21	17	13	8
GUP95-2	9.3	12.5	36	20.9		41	40	39	37	36	34	31	29	26	23	20	15
GUP95-3-BB	9.3	12.5	36	20.9		48	46	45	43	41	40	36	33	28	23	16	8
GUP95-3-B	11	15	41.8	24.2		54	53	51	49	47	45	41	37	33	28	22	15
GUP95-3	13	17.5	50	29		62	60	59	57	54	51	47	43	40	35	30	23
GUP95-4-B	15	20	55	32		74	73	71	68	65	62	56	52	47	40	32	22
GUP95-4	18.5	25	69	40		82	80	78	75	72	68	62	57	53	47	39	30
GUP95-5-AB	18.5	25	69	40		89	87	84	82	78	75	68	62	55	47	36	25
GUP95-5	22	30	81	47		102	100	97	94	90	85	77	72	66	59	50	38
GUP95-6	26	35	96	56		123	121	118	114	110	104	94	86	79	72	60	46
GUP95-7	30	40	111	64		143	140	137	132	127	121	110	101	93	83	70	53
GUP95-8	37	50	138	80		164	160	157	152	146	139	126	116	106	95	80	62
GUP95-9	37	50	138	80		182	179	175	169	163	155	140	128	118	106	90	68
GUP95-10	45	60	154	89		206	201	197	190	183	177	162	150	140	124	105	82
GUP95-11	55	75	192	111		230	225	220	212	204	196	180	167	152	137	116	90
GUP95-12	55	75	192	111		250	245	240	231	222	214	197	181	167	150	126	99
GUP95-13	55	75	192	111		268	263	258	250	240	230	210	195	180	160	135	106
GUP95-14	63	85	240	139		291	286	280	271	261	251	230	210	194	174	147	116
GUP95-15	75	100	256	148	312	308	300	292	281	270	248	228	210	190	160	126	
GUP95-17	75	100	256	148	350	344	336	327	316	302	277	255	235	212	180	140	
GUP95-18	93	125	335	194	372	366	360	350	340	326	296	270	250	227	192	150	
GUP95-20	93	125	335	194	412	406	397	388	378	365	333	302	279	251	214	166	

Dimensions And Weights

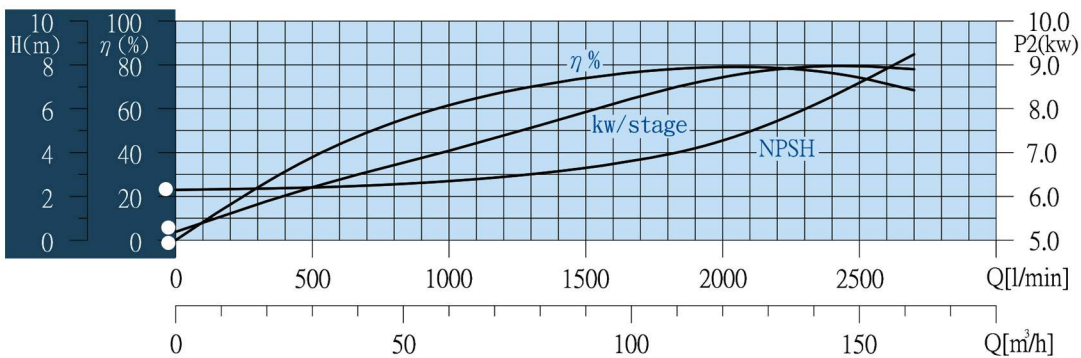
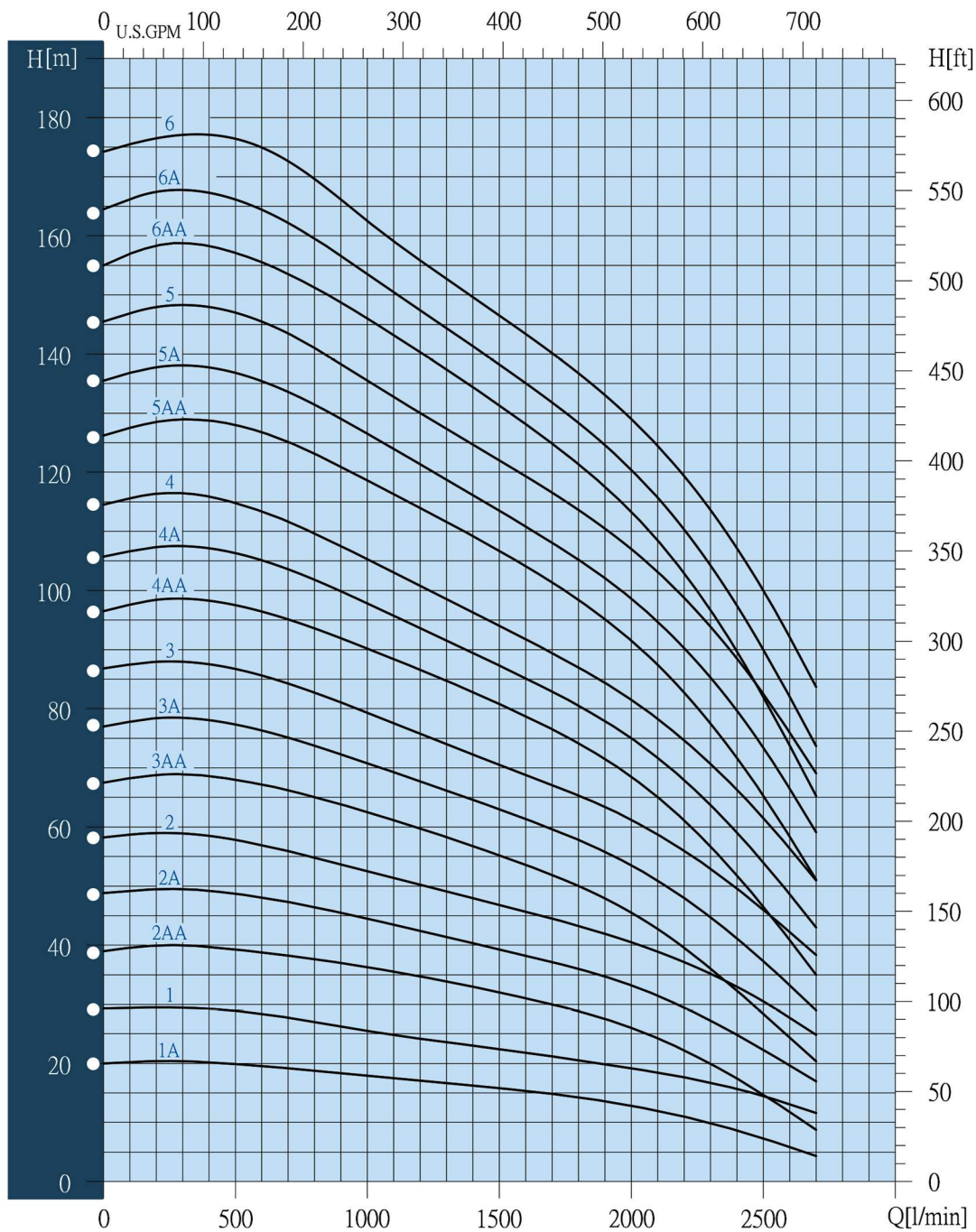
Pump Type	Dimensions(mm)						Net Weight(Kg)
	B 5" Connection (RP,NPT)			B 5" Flange			
	A	C*	C**	A	C*	C**	Pump
GUP95-1	618	178	186	618	200	200	25.1
GUP95-2BB	746	178	186	746	200	200	28.7
GUP95-2A	746	178	186	746	200	200	28.7
GUP95-2	746	178	186	746	200	200	28.7
GUP95-3-BB	874	178	186	874	200	200	32.3
GUP95-3-B	874	178	186	874	200	200	32.3
GUP95-3	874	178	186	874	200	200	32.3
GUP95-4-B	1003	178	186	1003	200	200	35.9
GUP95-4	1003	178	186	1003	200	200	35.9
GUP95-5-AB	1131	178	186	1131	200	200	39.5
GUP95-5	1131	178	186	1131	200	200	39.5
GUP95-6	1259	178	186	1259	200	200	43.0
GUP95-7	1387	178	186	1387	200	200	46.6
GUP95-8	1515	178	186	1515	200	200	50.2
GUP95-9	1644	178	186	1644	200	200	53.8
GUP95-10	1783	196	204	1783	205	205	58.8
GUP95-11	1911	196	204	1911	205	205	62.4
GUP95-12	2039	196	204	2039	205	205	66.0
GUP95-13	2168	196	204	2168	205	205	69.6
GUP95-14	2296	196	204	2296	205	205	73.2
GUP95-15	2424	196	204				76.7
GUP95-17	2680	196	204				84.0
GUP95-18	2809	196	204				87.6
GUP95-20	3065	196	204				94.8



C*: Maximum diameter of pump with one motor cable
 C**: Maximum diameter of pump with two motor cable

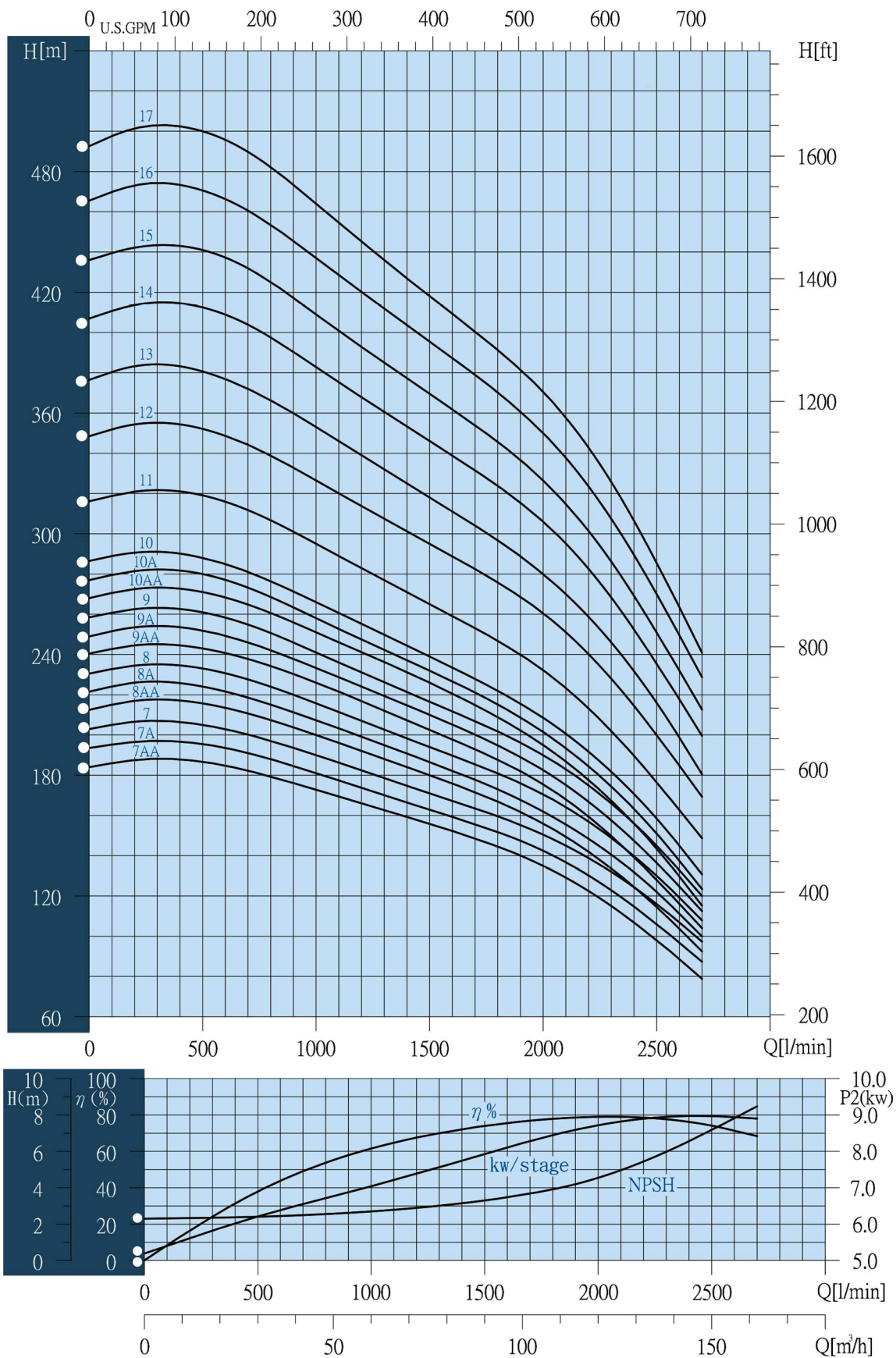
Performance curve GUP125

10" stainless steel submersible pumps GUP 125 50 Hz



Performance curve GUP125

10" stainless steel submersible pumps GUP 125 50 Hz



Technical data GUP125

8" stainless steel submersible pumps GUP 125 50 Hz

Selection Chart

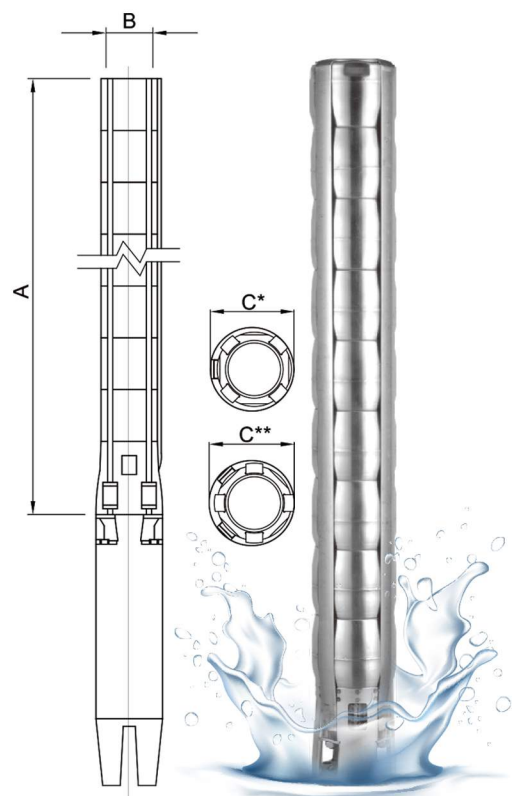
Pump Type	Motor		Max.current		Q capacity 2850 rpm												
	P2		Amp		m³/h l/min	30	42	54	66	78	90	102	114	126	138	150	162
	KW	HP	220V	380V		500	700	900	1100	1300	1500	1700	1900	2100	2300	2500	2700
GUP125-1-A	7.5	10	28.5	16.5	HEAD IN METERS	20	19	18	18	17	16	15	14	12	10	7	4
GUP125-1	11	15	41.8	24.2		29	28	26	25	24	22	22	20	18	17	15	12
GUP125-2AA	13	17.5	50	29		39	38	37	36	34	32	30	28	24	20	15	9
GUP125-2-A	18.5	25	69	40		49	48	46	44	41	39	38	35	32	28	22	17
GUP125-2	22	30	81	47		58	56	54	52	49	47	44	42	39	35	31	25
GUP125-3-AA	22	30	81	47		68	66	64	61	58	55	52	48	43	36	29	20
GUP125-3-A	26	35	96	56		77	75	73	69	66	63	60	56	51	45	37	29
GUP125-3	30	40	111	64		87	89	81	78	74	71	68	63	58	53	46	39
GUP125-4-AA	37	50	138	80		98	95	92	88	85	81	77	72	65	67	47	35
GUP125-4-A	37	50	138	80		106	104	100	96	92	87	83	78	72	64	54	43
GUP125-4	37	50	138	80		115	112	108	103	98	94	89	84	78	71	62	51
GUP125-5-AA	45	60	154	89		128	125	121	116	112	107	101	95	87	78	65	51
GUP125-5-A	45	60	154	89		137	133	129	124	119	114	108	102	95	85	73	59
GUP125-5	55	75	192	111		147	144	138	133	128	122	117	111	103	94	83	69
GUP125-6-AA	55	75	192	111		157	154	149	143	138	131	125	118	108	97	82	65
GUP125-6-A	55	75	192	111		166	162	156	151	144	138	132	125	116	104	90	74
GUP125-6	63	85	240	139		176	173	166	159	153	147	140	133	124	114	100	84
GUP125-7-AA	63	85	240	139		187	183	176	170	163	156	148	140	129	115	98	79
GUP125-7-A	63	85	240	139		196	191	185	178	170	163	155	148	137	123	106	83
GUP125-7	75	100	256	148		205	200	194	186	178	171	164	155	145	132	116	98
GUP125-8-AA	75	100	256	148		216	211	204	196	188	180	172	162	149	134	115	93
GUP125-8-A	75	100	256	148		224	218	212	204	195	187	178	168	156	141	122	100
GUP125-8	75	100	256	148		233	227	220	212	203	194	186	176	165	149	130	108
GUP125-9-AA	93	125	335	194		243	238	230	221	212	203	193	182	168	150	128	104
GUP125-9-A	93	125	335	194		252	245	237	228	219	210	200	189	175	158	137	113
GUP125-9	93	125	335	194		261	255	246	236	226	217	207	196	183	166	145	120
GUP125-10-AA	93	125	335	194		271	265	256	246	236	226	215	203	186	167	144	115
GUP125-10-A	93	125	335	194		280	273	264	253	243	232	221	209	193	175	151	123
GUP125-10	93	125	335	194		288	281	271	261	250	239	227	215	201	182	159	131
GUP125-11	110	150	390	226		319	312	301	289	277	265	254	240	223	202	177	149
GUP125-12	132	175				352	345	333	320	308	295	283	269	251	228	200	169
GUP125-13	132	175				381	372	360	346	332	318	304	289	270	246	216	180
GUP125-14	147	200				413	404	390	375	361	346	332	316	295	269	236	200
GUP125-15	147	200				441	431	417	401	385	370	354	336	315	286	251	213
GUP125-16	170	230			471	460	445	428	412	396	379	361	338	308	270	229	
GUP125-17	170	230			500	490	473	455	436	418	406	382	358	325	286	241	

Technical data GUP125

10" stainless steel submersible pumps GUP 125 50 Hz

Dimensions And Weights

Pump Type	motor Dia.	Dimensions(mm)			Net Weight(Kg)
		B6" Connection (RP,NPT)			
		A	C*	C**	Pump
GUP125-1-A	6"	652	211	218	29.2
GUP125-1	6"	652	211	218	29.3
GUP125-2AA	6"	807	211	218	35.6
GUP125-2-A	6"	807	211	218	35.7
GUP125-2	6"	807	211	218	35.8
GUP125-3-AA	6"	963	211	218	42.1
GUP125-3-A	6"	963	211	218	42.2
GUP125-3	6"	963	211	218	42.3
GUP125-3	8"	963	213	218	47.1
GUP125-4-AA	6"	1118	211	218	48.6
GUP125-4-AA	8"	1118	213	218	51.9
GUP125-4-A	6"	1118	211	218	48.7
GUP125-4-A	8"	1118	213	218	52.0
GUP125-4	6"	1118	211	218	48.8
GUP125-4	8"	1118	213	218	52.1
GUP125-5-AA	6"	1274	211	218	55.1
GUP125-5-AA	8"	1274	213	218	56.9
GUP125-5-A	6"	1274	211	218	55.2
GUP125-5-A	8"	1274	213	218	57.0
GUP125-5	8"	1274	213	218	57.1
GUP125-6-AA	8"	1429	213	218	61.9
GUP125-6-A	8"	1429	213	218	62.0
GUP125-6	8"	1429	218	227	62.1
GUP125-7-AA	8"	1585	218	227	66.9
GUP125-7-A	8"	1585	218	227	67.0
GUP125-7	8"	1585	218	227	67.1
GUP125-8-AA	8"	1740	218	227	71.9
GUP125-8-A	8"	1740	218	227	72.0
GUP125-8	8"	1740	218	227	72.1
GUP125-9-AA	8"	1896	218	227	76.9
GUP125-9-A	8"	1896	218	227	77.0
GUP125-9	8"	1896	218	227	77.1
GUP125-10-AA	8"	2051	218	227	81.9
GUP125-10-A	8"	2051	218	227	82.0
GUP125-10	8"	2051	218	227	82.1
GUP125-11	8"	2207	218	227	87.1
GUP125-12	10"	2492	227	247	109.5
GUP125-13	10"	2648	227	247	116.0
GUP125-14	10"	2803	227	247	122.5
GUP125-15	10"	2959	227	247	129.0
GUP125-16	10"	3114	227	247	135.5
GUP125-17	10"	3270	227	247	142.0

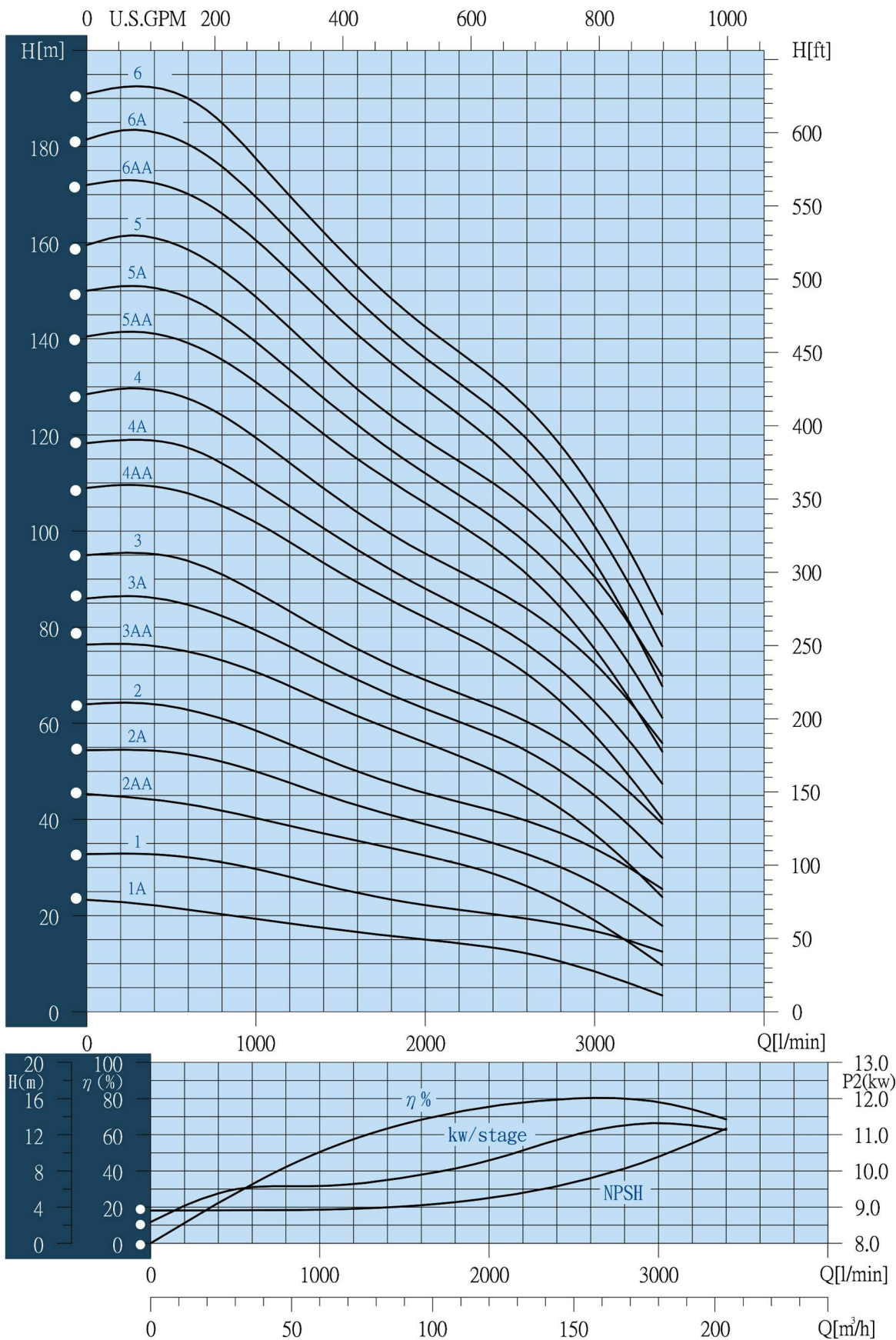


C*: Maximum diameter of pump with one motor cable

C**: Maximum diameter of pump with two motor cable

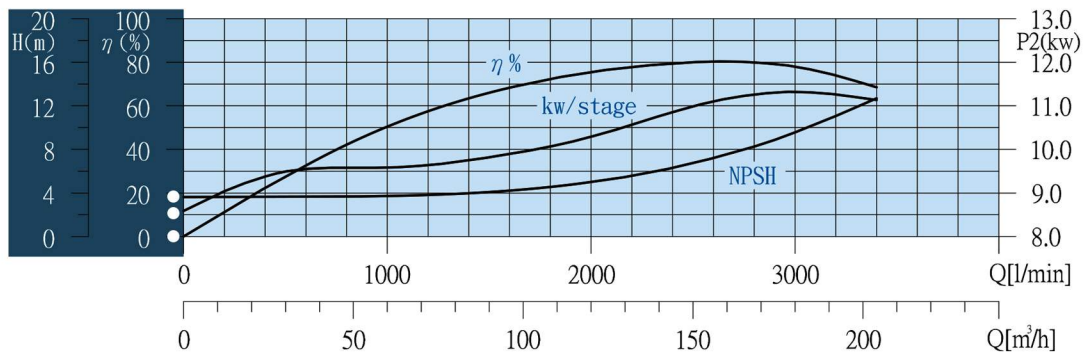
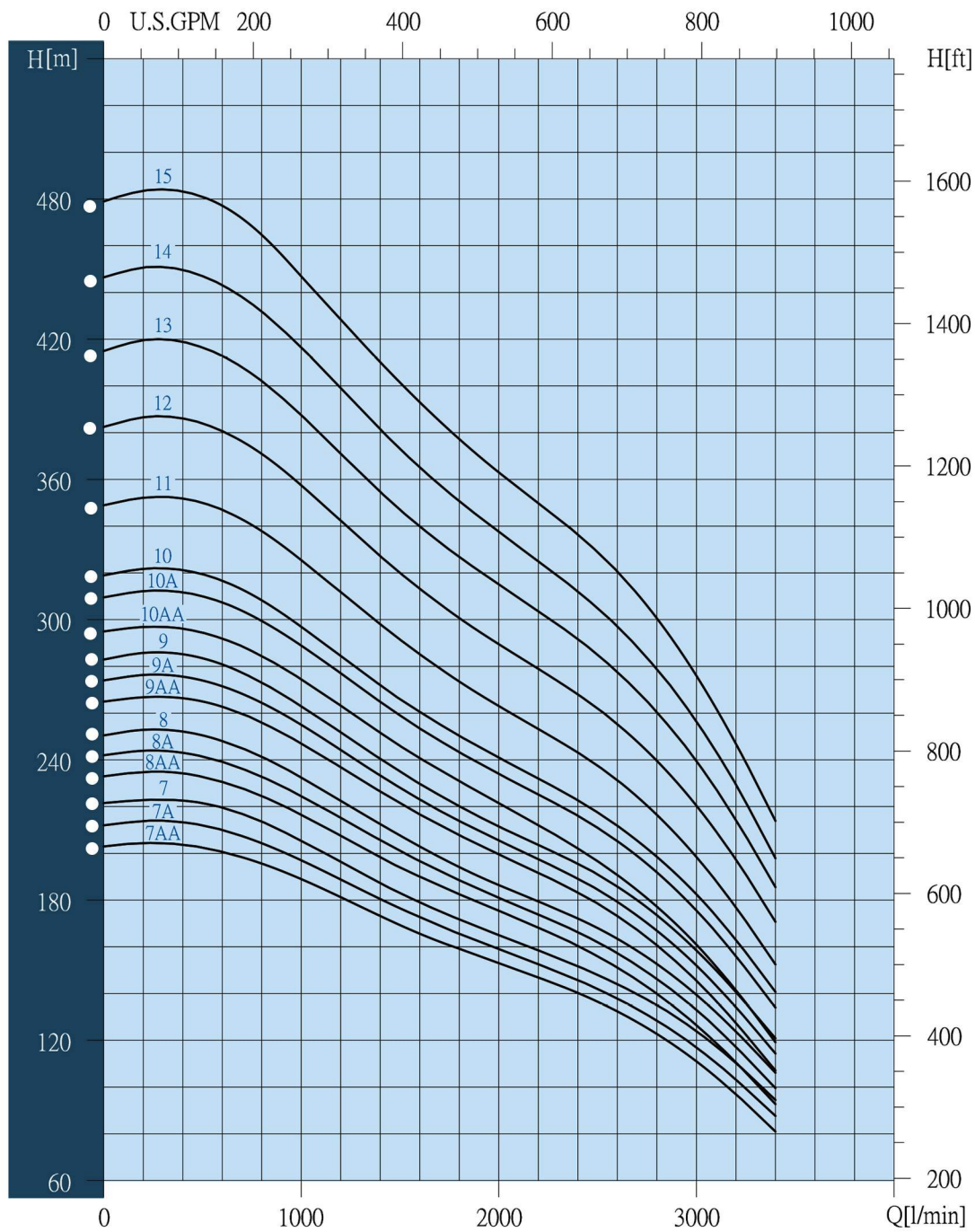
Performance curve GUP160

10" stainless steel submersible pumps GUP 160 50 Hz



Performance curve GUP160

10" stainless steel submersible pumps GUP 160 50 Hz



Technical data GUP160

10" stainless steel submersible pumps GUP 160 50 Hz

Selection Chart

Pump Type	Motor		Max.current		m ³ /h l/min	Q capacity 2850 rpm									
	P2		Amp			36	54	72	90	108	126	144	162	180	198
	KW	HP	220V	380V		600	900	1200	1500	1800	2100	2400	2700	3000	3300
GUP160-1-A	9.3	12.5	36	20.9	HEAD IN METERS	21	20	18	17	16	15	13	12	8	5
GUP160-1	13	17.5	50	29		32	31	28	25	24	22	20	19	17	14
GUP160-2AA	18.5	25	69	40		43	41	39	36	34	32	29	25	19	12
GUP160-2-A	22	30	81	47		53	51	48	44	41	38	35	32	27	20
GUP160-2	26	35	96	56		63	60	56	51	48	45	42	38	34	28
GUP160-3-AA	30	40	111	64		75	72	68	63	59	55	50	45	37	28
GUP160-3-A	37	50	138	80		85	81	76	71	66	62	58	52	45	36
GUP160-3	37	50	138	80		94	89	83	78	72	68	64	59	52	43
GUP160-4-AA	45	60	154	89		108	104	98	91	85	80	75	68	57	45
GUP160-4-A	45	60	154	89		117	112	105	98	92	86	81	74	65	52
GUP160-4	55	75	192	111		128	122	114	106	99	94	88	81	73	61
GUP160-5-AA	55	75	192	111		139	134	126	118	110	104	97	88	75	60
GUP160-5-A	55	75	192	111		148	142	134	125	117	110	103	94	82	67
GUP160-5	63	85	240	139		158	152	142	132	124	117	110	102	90	76
GUP160-6-AA	63	85	240	139		170	163	154	144	135	127	119	108	93	75
GUP160-6-A	75	100	256	148		180	173	162	152	142	133	125	115	101	83
GUP160-6	75	100	256	148		190	182	170	158	148	140	132	122	108	90
GUP160-7-AA	75	100	256	148		200	193	181	169	159	150	140	128	111	89
GUP160-7-A	93	125	335	194		210	201	188	177	166	156	146	134	117	96
GUP160-7	93	125	335	194		220	210	196	183	172	162	152	140	124	102
GUP160-8-AA	93	125	335	194		230	220	208	194	183	172	160	146	126	102
GUP160-8-A	93	125	335	194		239	229	215	201	189	177	167	152	133	108
GUP160-8	93	125	335	194		248	237	222	208	194	183	172	158	140	115
GUP160-9-AA	110	150	390	226		263	252	237	222	208	196	183	167	146	117
GUP160-9-A	110	150	390	226		272	260	244	228	214	202	189	174	152	124
GUP160-9	110	150	390	226		281	268	252	235	220	207	196	180	159	131
GUP160-10-AA	110	150	390	226		292	280	263	246	231	217	202	184	161	131
GUP160-10-A	132	175				307	295	277	259	244	230	216	199	176	145
GUP160-10	132	175				317	303	284	266	250	236	223	205	182	152
GUP160-11	132	175				347	332	312	292	274	258	243	224	199	165
GUP160-12	147	200			380	365	342	320	301	285	268	248	221	184	
GUP160-13	170	230			413	395	371	347	327	309	292	269	240	200	
GUP160-14	170	230			443	425	399	373	350	332	312	288	257	213	
GUP160-15	190	255			477	456	428	402	377	356	336	311	276	231	

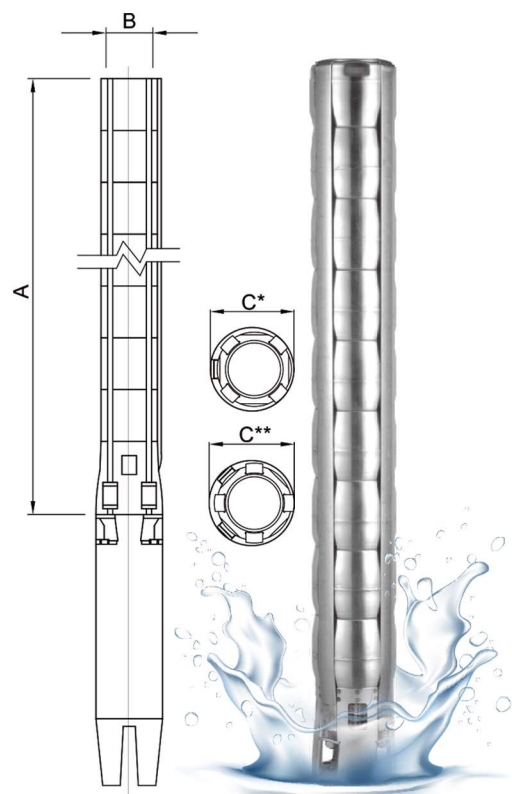
Technical data GUP160

10" stainless steel submersible pumps GUP 160 50 Hz

Dimensions And Weights

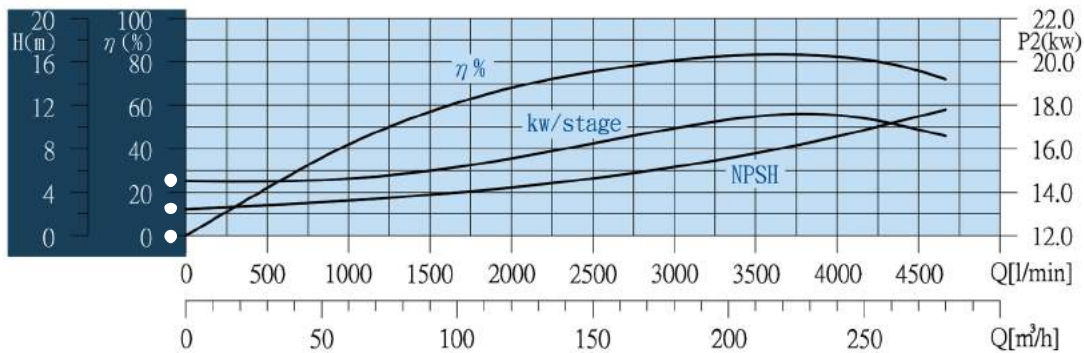
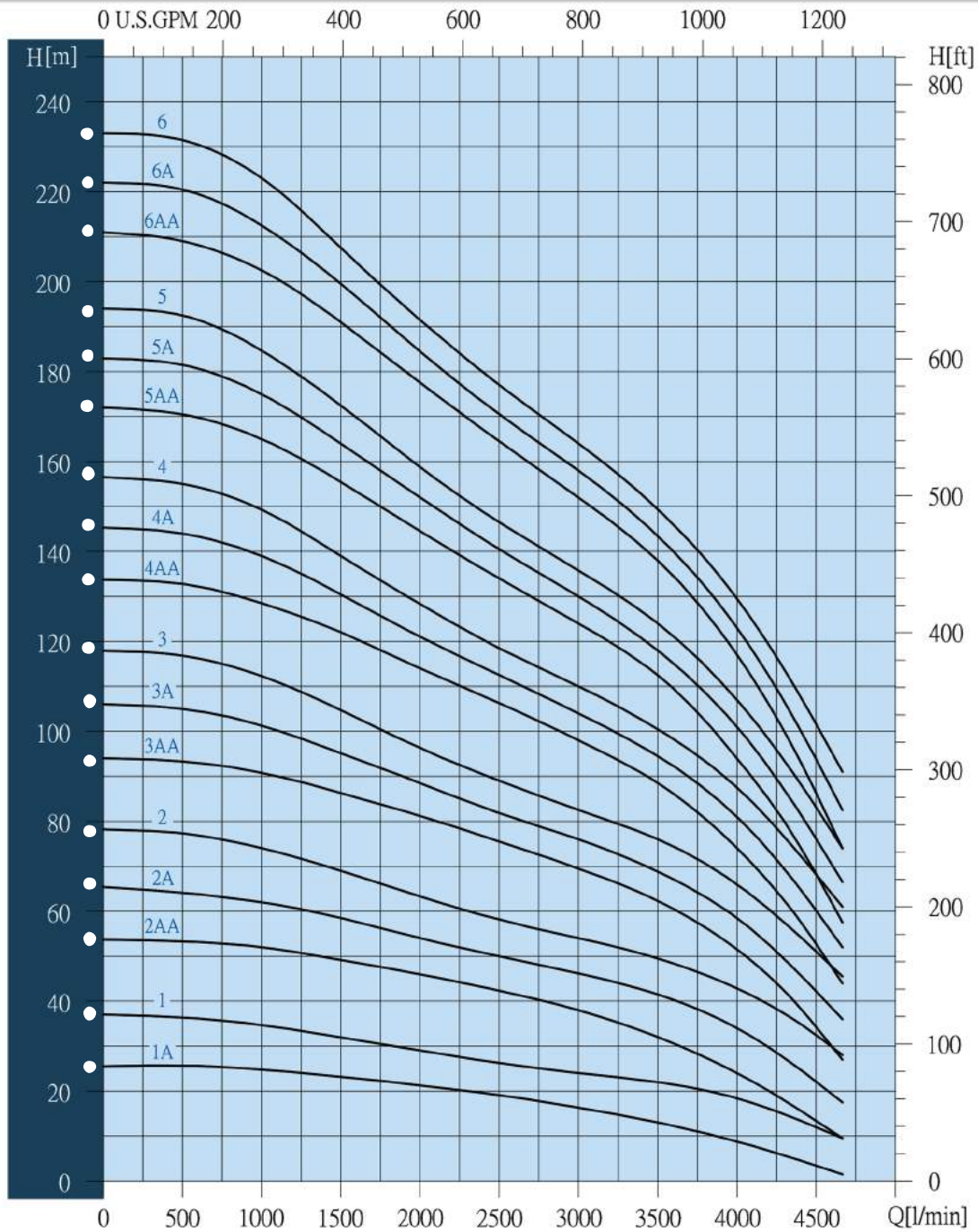
Pump Type	motor Dia.	Dimensions(mm)			Net Weight(Kg)
		B6 " Connection (RP,NPT)			
		A	C*	C**	Pump
GUP160-1-A	6"	652	211	218	30.4
GUP160-1	6"	652	211	218	30.4
GUP160-2AA	6"	807	211	218	36.7
GUP160-2-A	6"	807	211	218	36.8
GUP160-2	6"	807	211	218	36.8
GUP160-3-AA	6"	963	211	218	43.2
GUP160-3-A	6"	963	211	218	43.2
GUP160-3	6"	963	211	218	43.2
GUP160-4-AA	8"	1118	218	227	50.9
GUP160-4-A	8"	1118	218	227	51.0
GUP160-4	8"	1118	218	227	51.0
GUP160-5-AA	8"	1274	218	227	57.3
GUP160-5-A	8"	1274	218	227	57.4
GUP160-5	8"	1274	218	227	57.4
GUP160-6-AA	8"	1429	218	227	63.7
GUP160-6-A	8"	1429	218	227	63.8
GUP160-6	8"	1429	218	227	63.8
GUP160-7-AA	8"	1585	218	227	70.2
GUP160-7-A	8"	1585	218	227	70.2
GUP160-7	8"	1585	218	227	70.2
GUP160-8-AA	8"	1740	218	227	76.6
GUP160-8-A	8"	1740	218	227	76.7
GUP160-8	8"	1740	218	227	76.7
GUP160-9-AA	8"	1896	218	227	83.0
GUP160-9-A	8"	1896	218	227	83.1
GUP160-9	8"	1896	218	227	83.1
GUP160-10-AA	8"	2051	218	227	89.4
GUP160-10-A	10"	2181	227	247	102.6
GUP160-10	10"	2181	227	247	102.6
GUP160-11	10"	2337	227	247	109.0
GUP160-12	10"	2492	227	247	115.5
GUP160-13	10"	2648	227	247	121.9
GUP160-14	10"	2803	227	247	128.3
GUP160-15	12"				

C : Maximum diameter of pump with one motor cable
 C** : Maximum diameter of pump with two motor cable



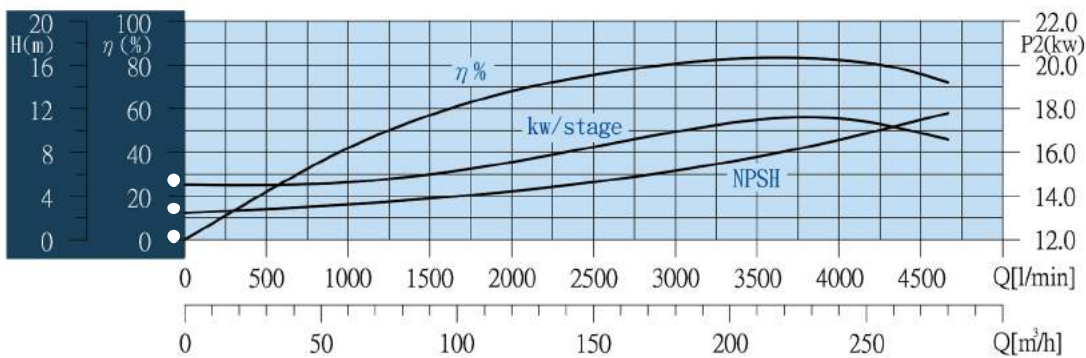
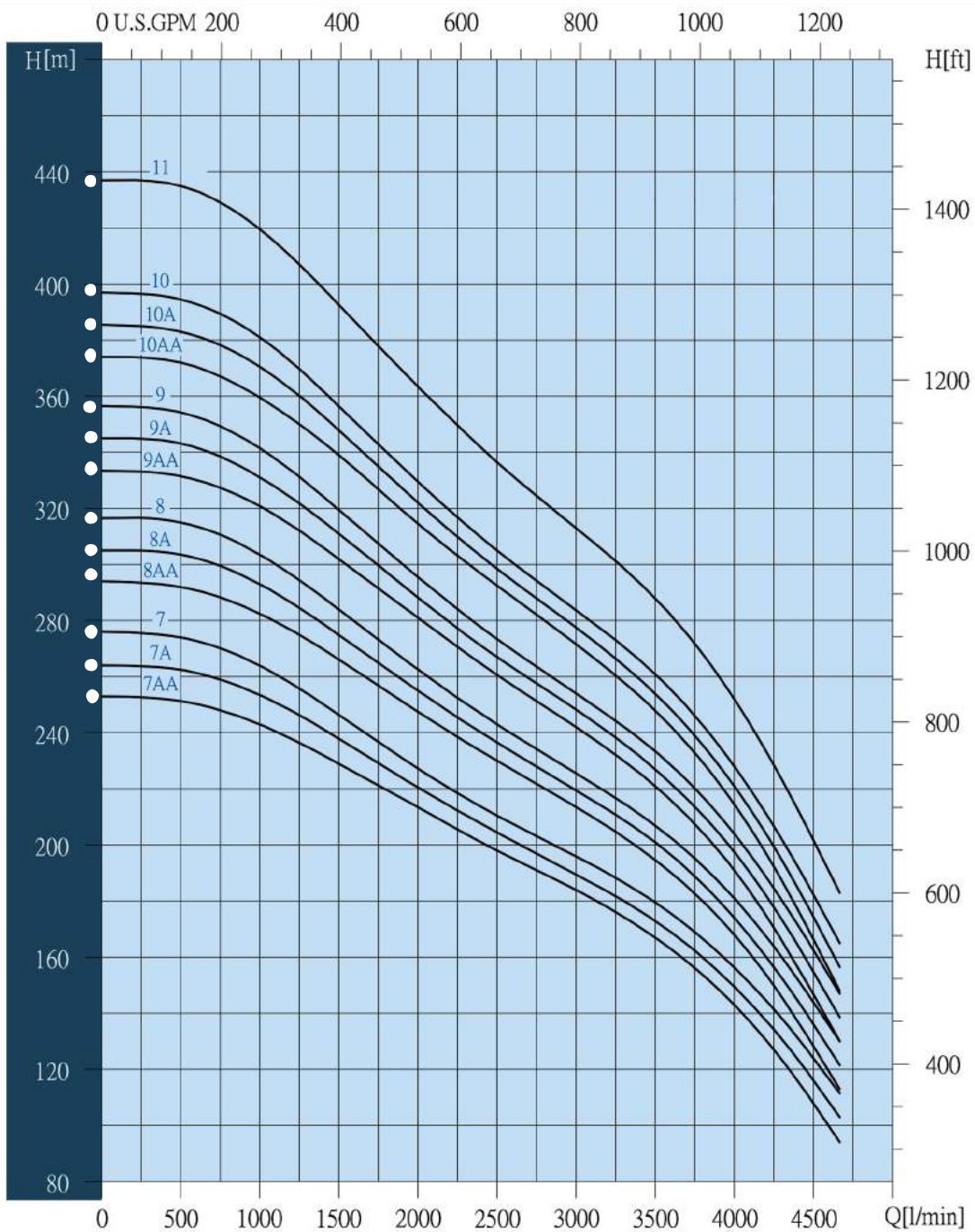
Performance curve GUP215

10" stainless steel submersible pumps GUP 215 50 Hz



Performance curve GUP215

10" stainless steel submersible pumps GUP 215 50 Hz



Technical data GUP215

10" stainless steel submersible pumps GUP 215 50 Hz

Selection Chart

Pump Type	Motor		Max.current		m ³ /h l/min	Q capacity 2850 rpm										
	P2		Amp			30	45	60	75	90	120	150	180	210	240	270
	KW	HP	220V	380V		500	750	1000	1250	1500	2000	2500	3000	3500	4000	4500
GUP215-1-A	15	20	55	32	HEAD IN METERS	26	25.5	25	24	23	21	19	16	13	9	4
GUP215-1	18.5	25	69	40		36.5	36	35	33	32	29	26	24	22	18	12
GUP215-2AA	30	40	111	64		53	52.5	52	50	49	46	42	38	32	24	14
GUP215-2-A	37	50	138	80		64	63	62	60	58	54	50	46	41	34	22
GUP215-2	45	60	154	89		77	76	74	71	69	63	58	54	49	42	32
GUP215-3-AA	55	75	192	111		93	92	90	88	86	81	75	69	62	51	34
GUP215-3-A	55	75	192	111		105	103	101	98	95	88	82	76	69	58	42
GUP215-3	63	85	240	139		117	115	112	108	104	96	89	82	76	66	51
GUP215-4-AA	75	100	256	148		133	131	128	125	122	114	106	98	88	74	53
GUP215-4-A	75	100	256	148		144	142	139	135	130	121	112	104	94	81	60
GUP215-4	75	100	256	148		155	152	149	144	139	128	118	110	100	87	68
GUP215-5-AA	93	125	335	194		170	168	165	160	155	144	134	124	112	94	68
GUP215-5-A	93	125	335	194		181	179	175	170	164	152	140	130	118	101	76
GUP215-5	93	125	335	194		192	189	184	179	172	159	146	135	124	107	83
GUP215-6-AA	110	150	390	226		209	206	202	197	191	178	164	152	138	117	86
GUP215-6-A	110	150	390	226		220	217	212	206	199	184	170	158	143	123	93
GUP215-6	110	150	390	226		231	228	223	216	207	191	177	164	149	129	101
GUP215-7-AA	132	175				251	248	243	236	229	213	198	184	167	143	108
GUP215-7-A	132	175				262	259	253	246	238	220	204	189	173	149	116
GUP215-7	132	175				274	270	264	255	246	227	210	196	180	156	124
GUP215-8-AA	147	200				292	288	282	274	266	247	230	213	195	168	128
GUP215-8-A	147	200			303	299	293	284	275	255	236	219	201	174	136	
GUP215-8	147	200			315	310	303	294	284	262	243	225	207	181	144	
GUP215-9-AA	170	230			331	327	320	312	302	281	260	242	221	191	146	
GUP215-9-A	170	230			343	338	331	321	311	288	267	248	227	197	155	
GUP215-9	170	230			354	349	341	331	319	295	273	254	233	204	162	
GUP215-10-AA	190	255			372	367	359	350	339	314	292	271	248	214	166	
GUP215-10-A	190	255			383	378	370	360	347	322	296	277	254	221	174	
GUP215-10	190	255			394	389	381	369	356	329	305	283	261	228	182	
GUP215-11	220				435	429	419	407		363	336	313	288	252	201	

Technical data GUP215

10" stainless steel submersible pumps GUP 215 50 Hz

Dimensions And Weights

Pump Type	motor Dia.	Dimensions(mm)			Net Weight(Kg)
		B6" Connection (RP,NPT)			
		A	C*	C**	Pump
GUP215-1-A	6"	771.7	237	241	46.1
GUP215-1	6"	771.7	237	241	46.1
GUP215-2AA	6"	947.7	237	241	56.1
GUP215-2-A	6"	947.7	237	241	56.1
GUP215-2	8"	947.7	237	241	55.8
GUP215-3-AA	8"	1123.7	237	241	65.6
GUP215-3-A	8"	1123.7	237	241	65.6
GUP215-3	8"	1123.7	237	241	65.6
GUP215-4-AA	8"	1299.7	237	241	75.4
GUP215-4-A	8"	1299.7	237	241	75.4
GUP215-4	8"	1299.7	237	241	75.4
GUP215-5-AA	8"	1475.7	237	241	85.8
GUP215-5-A	8"	1475.7	237	241	85.8
GUP215-5	8"	1475.7	237	241	85.8
GUP215-6-AA	8"	1651.7	237	241	96.2
GUP215-6-A	8"	1651.7	237	241	96.2
GUP215-6	8"	1651.7	237	241	96.2
GUP215-7-AA	10"	1827.7	262	274	111.2
GUP215-7-A	10"	1827.7	262	274	111.2
GUP215-7	10"	1827.7	262	274	111.2
GUP215-8-AA	10"	2003.7	262	274	121.5
GUP215-8-A	10"	2003.7	262	274	121.5
GUP215-8	10"	2003.7	262	274	121.5
GUP215-9-AA	10"	2179.7	262	274	131.7
GUP215-9-A	10"	2179.7	262	274	131.7
GUP215-9	10"	2179.7	262	274	131.7
GUP215-10-AA	12"				
GUP215-10-A	12"				
GUP215-10	12"				
GUP215-11	12"				

C*: Maximum diameter of pump with one motor cable
 C**: Maximum diameter of pump with two motor cable

